

Board Policy: EL-7 Communication and Support to the Board

The BAOs shall inform and support the Board in its work.

Page # **CEO BULLETIN / NEWSLETTERS**

4 **CEO Bulletin:** 02/15/19 – 02/21/19

BOARD MEMBER REQUESTS & INFORMATIONAL ITEMS

10 **BMR/IBMR Weekly Reports:** 02/21/19

11 Memo from Darin Taylor, CFO, to the Board, dated 02/16/19, regarding the Summary of Monthly Report of Investments, January 2019.

29 Memo from Nina Hawk, COO/WUE, to the Board, dated 02/19/19, regarding a letter from DWR to DCA.

32 Memo from Nina Hawk, COO/WUE, to the Board, dated 02/22/19, regarding the 2019 PAWS Report.

INCOMING BOARD CORRESPONDENCE

34 **Board Correspondence Weekly Report:** 02/21/19

35 Email from Rhoda Fry to Vice Chair Hsueh and Director Kremen, dated 02/15/19, regarding Lehigh and Stevens Creek Quarry (C-19-0044).

42 Email from Hugh McDevitt to the Board, dated 02/15/19, regarding the State Water Board lawsuit (C-19-0045).

43 Email from David Scholz to the Board, dated 02/16/19, regarding the State Water Board lawsuit (C-19-0046).

44 Email from Lee Hochman to the Board, dated 02/20/19, regarding water fluoridation (C-19-0047).

45 Email from James Montoya to the Board, dated 02/19/19, regarding percolation ponds in Almaden Valley (C-19-0048).

46 Email from Doris Tuck to the Board, dated 02/20/19, regarding percolation ponds at Penitencia Creek (C-19-0049).

47 Email from Sue Graham to Director Kremen, dated 02/21/19, regarding Rancho San Antonio flood basin project (C-19-0050).

OUTGOING BOARD CORRESPONDENCE

49 Reply email from Chair LeZotte to Erik Ramakrishnan, dated 02/21/19, regarding his questions on how local water is managed (C-19-0037).

- 50 Reply email from Director Kremen to Briggs Nisbet, dated 02/21/19, regarding District policies on vegetation management on private property bordering a creek (C-19-0042).
- 55 Reply email from Director Estremera to David Williams, dated 02/21/19, regarding the Lower Silver Creek Flood Protection Project and damage to his property (C-19-0029).

Board correspondence has been removed from the online posting of the Non-Agenda to protect personal contact information. Lengthy reports/attachments may also be removed due to file size limitations. Copies of board correspondence and/or reports/attachments are available by submitting a public records request to publicrecords@valleywater.org.

CEO BULLETIN/ NEWSLETTERS

To: Board of Directors
 From: Norma J. Camacho, CEO

Chief Executive Officer Bulletin Week of February 15-21, 2019

Board Executive Limitation Policy EL-7:

The Board Appointed Officers shall inform and support the Board in its work. Further, a BAO shall 1) inform the Board of relevant trends, anticipated adverse media coverage, or material external and internal changes, particularly changes in the assumptions upon which any Board policy has previously been established and 2) report in a timely manner an actual or anticipated noncompliance with any policy of the Board.

Item	IN THIS ISSUE
<u>1</u>	Storm Water Resource Planning
<u>2</u>	Anderson Dam NMFS Coordination Update
<u>3</u>	New Electronic Visitor Check-In System for Lobbies
<u>4</u>	Rinconada Water Treatment Plant Public Meeting
<u>5</u>	The 28th National River Cleanup Day Site-Coordinator registration is now open
<u>6</u>	<u>Keegan</u> Staff to call Ms. Mary Castle in response to her 2/12/19 voicemail to Director Keegan regarding water in the percolation ponds. I-19-0003

Storm Water Resource Planning

In December 2016, Valley Water was awarded, on behalf of the Santa Clara Valley Urban Runoff Pollution Prevention Program (SCVURPPP), a California Proposition 1 grant by the State Water Resources Control Board to develop a Storm Water Resources Plan for the Santa Clara Basin.

The Santa Clara Basin Storm Water Resource Plan (SWRP) is a planning document that uses a map-based approach to identify and prioritize local and regional Green Stormwater Infrastructure (GSI) projects that can be implemented to improve local surface water quality through enhanced stormwater management. GSI reduces the quantity and improves the quality of water flowing into our creeks, while also providing other possible benefits, including groundwater infiltration, flood attenuation, aesthetics, reduction in heat islands, and other community benefits.

SCVURPPP, Valley Water, and technical consultants developed the plan with assistance from a technical advisory committee as well as stakeholder input. The main products of the SWRP include:

- A map of opportunity areas for stormwater and dry weather runoff capture and use throughout the basin on a watershed basis;

- An initial prioritized list of potential multi-benefit GSI project opportunities; and
- Strategies for implementation of these and future project opportunities.

Conceptual designs of eleven GSI project opportunities were developed as an example.

The SWRP was coordinated with Valley Water's current efforts to develop its Integrated Water Resources Master Plan ("One Water" Plan). The SWRP will be submitted to the San Francisco Bay Area Integrated Regional Water Management Plan (IRWMP) Coordinating Committee and incorporated into the IRWMP as an addendum. The Final Stormwater Resource Plan is now available here: http://scvurppp.org/scvurppp_2018/swrp/docs-maps/

Based on the successful effort for the Santa Clara Basin, Valley Water is beginning development of a SWRP in collaboration with stormwater permittees in South County (Gilroy, Morgan Hill, and County of Santa Clara) to identify and prioritize GSI opportunities in South County that could be eligible for funding. Development of the South County SWRP will be one of the Safe, Clean Water B-2 pollution prevention projects.

Water Code section 79747 identifies funds available for multi-benefit storm water management projects which may include, but shall not be limited to: green infrastructure, rainwater and storm water capture projects and storm water treatment facilities. Water Code section 10563 requires a Storm Water Resource Plans as a condition of receiving funds for storm water and dry weather runoff capture projects from any bond approved by voters after January 2014.

All project opportunities identified in the Santa Clara Basin SWRP will be eligible to receive future grant funding. Valley Water hopes to complete a South County SWRP in time for the next grant funding round slated for summer 2019 with \$90-100 million available for green stormwater infrastructure projects from the State Water Resources Control Board.

For further information, please contact Vincent Gin at (408) 630-2633.

Anderson Dam NMFS Coordination Update

On February 14, 2019, Valley Water met with representatives from the National Marine Fisheries Service (NMFS) in their San Francisco office to discuss the Anderson Dam Seismic Retrofit Project (ADSRP). Topics covered at the meeting included:

- proposed elements of the ADSRP,
- status of the design,
- Federal Energy Regulatory Commission (FERC) requirements for NMFS consultation,
- additional data collection (reservoir temperature, flow data upstream and downstream of the reservoir, population and habitat assessment surveys in the watershed upstream of the reservoir) required for issuance of a Biological Assessment (BA) and subsequent Biological Opinion (BO) from NMFS,
- the time line for issuance of a BA and BO; and
- the nexus between the ADSRP and Fisheries and Aquatic Habitat Collaborative Effort (FAHCE).

The discussions were collaborative in nature and productive, and all parties agreed to meet again in early March 2019 to prioritize required data collection, identify scope and schedule for field surveys, and determine a schedule for re-occurring future meetings.

For further information, please contact Christopher Hakes at (408) 630-3796.

New Electronic Visitor Check-In System for Lobbies

Ensuring that Valley Water continues to maintain and enhance a positive experience for each visitor, the Business Support & Warehouse Unit, with the help of the Information Technology's Infrastructure Services Unit, is implementing an electronic visitor management software with iPad at the Administration and HQ Building lobbies.

A successful beta test of the visitor management software Proxy Click was recently completed at the Administration Building where the number of visitors is less than at Headquarters, so that all the features could be tested. The application has been well received both by visitors and staff. This application was chosen after evaluating six (6) similar applications in the market and was chosen for its ease of use, reporting capabilities, and cost. The Emergency Services & Security Unit and District Counsel were consulted in the selection of the software.

The sign-in process is simple for the visitor who types in their name and organization and selects the employee or meeting they are there for. The visitor takes their photo on the iPad and all the information is sent wirelessly to a label maker that prints out the visitor badge. The visitor badge is affixed to a time sensitive badge holder which expires by the end of the day. An email is sent to the host letting them know their visitor is in the lobby and the receptionist also calls the host.

Visitor activity reports can be generated and there is the option to print out the list of visitors up to that moment to confirm evacuation of guests in case of emergency. Pre-registration for groups of visitors can be completed by the software as well.

This new software makes our visitor management system technology current while maintaining the pleasant human interaction.

For further information, please contact Tina Yoke at (408) 630-2385.

Rinconada Water Treatment Plant Public Meeting

On Wednesday, February 20, 2019, at 6:00 p.m., Valley Water hosted a public meeting at the Rinconada Water Treatment to update the neighborhood on the progress of the Reliability Improvement Project. This meeting satisfied Valley Water's commitment to stakeholders to conduct quarterly meetings.

The meeting reviewed the ongoing landscape and street improvements on Granada Way, safety protocols and response, Phase 2 and Phase 3 timelines, and highlighted the extra measures taken by Valley Water to decrease construction impacts.

For further information, please contact Rick Callender at (408) 630-2017.

The 28th National River Cleanup Day Site-Coordinator registration is now open

Registration for National River Cleanup Day began on February 4, 2019.

Valley Water, in partnership with the Creek Connections Action Group (a consortium of public agencies and non-profit organizations that share a goal of protecting Santa Clara County's waterways) is hosting the 28th National River Cleanup Day (NRCD) in Santa Clara County on Saturday, May 18, 2019.

Site-Coordinators volunteer their time for these cleanup events. They are essential to NRCD, as they take on the lead role at each cleanup site. Coordinators help with volunteer recruitment/registration, material set-up and they collect/report trash data on the day of the cleanup. Anywhere between 40-50 cleanup sites are hosted by volunteer coordinators, and host between 1,500 - 2,000 volunteers from all over the county each year. Valley Water and the Creek Connections Action Group will assist coordinators with an on-campus training on Thursday, May 9, 2019, at Valley Water's Almaden Administration Building. A Park Ranger will also join the training to go over various safety tips and hazards that one may encounter in a river or creek. Each site-coordinator will leave the training with all the necessary creek cleanup materials and supplies (i.e. gloves, bags, etc.) for NRCD.

As in previous years, Valley Water Directors will have the option to sponsor cleanup sites in their respective districts to help recruit volunteers countywide.

Registration for Site-Coordinators will close on Friday, March 1, 2019.

Site-Coordinator registration and information can be found at www.cleanacreek.org.

For further information, please contact Rick Callender at (408) 630-2017.

Keegan

Staff to call Ms. Mary Castle in response to her 2/12/19 voicemail to Director Keegan regarding water in the percolation ponds.

I-19-0003

Staff called Ms. Castle on February 13, 2019, to answer her questions about Valley Water's percolation ponds. Ms. Castle wanted to know why so many of Valley Water's recharge ponds were empty and she expressed concern about the birds and other wildlife that use these water bodies. It was explained that due to low groundwater pumping and Valley Water's groundwater recharge efforts since the drought, groundwater levels had returned to pre-drought levels. As a result, Valley Water cut back on its recharge program causing many of the recharge ponds through the valley to be empty, although Valley Water has made an effort to keep water in a few ponds throughout the recharge system.

Ms. Castle expressed specific interest in the Penitencia Pond system along Penitencia Creek in the north-east area of the County. Like other recharge facilities in the valley, recharge within this facility has been greatly reduced, and until recently, only a couple of the ponds contained water. Unfortunately, a failure of the infrastructure within the pond required that the water be shut off completely and the pond be drained to allow access to the problem area. Once the failed piping and valve are replaced, water will again be released into the first couple ponds in that recharge system. That work should take place later this winter.

Through the efforts of the community to save water, beginning during the drought and continuing today, and through the carefully managed recharge of our aquifers, our groundwater levels have recovered from the drought and are in very good condition. With many of our local aquifers full, Valley Water has reduced local recharge efforts and has been able to bank water in groundwater

basins outside of the County. Valley Water will continue to closely track groundwater conditions, and will increase recharge efforts throughout the valley as conditions warrant.

For further information, please contact Kurt Arends at (408) 630-2284.

BOARD MEMBER REQUESTS & INFORMATIONAL ITEMS

Report Name: Board Member Requests

Request	Request Date	Director	BAO/Chief	Staff	Description	20 Days Due Date	Expected Completion Date	Disposition
I-19-0001	01/16/19	Kremen	Hawk	Hall	Our Level of Service objective for water supply is to survive the drought planning scenario (1987-92 followed by 1976-77) with no more than 20% rationing from a total system demand of 265 MGD...We need to plan for each year as if it is the beginning of our drought planning scenario.	02/05/19		01/16/19 Information Only: NOTE TO STAFF: Please read the attached email for complete information regarding this request from Director Kremen.
I-19-0002	01/30/19	Kremen	King	Spin	Director Kremen requests staff to provide a list of Public Record Requests made within the last 12 months.	02/19/19		
I-19-0003	02/13/19	Keegan	Hawk	Arends	Staff to call Ms. Mary Castle in response to her 2/12/19 voicemail to Director Keegan regarding water in the pecolation ponds.	03/05/19		

TO: Board of Directors

FROM: Darin Taylor,
Chief Financial Officer

SUBJECT: Summary of Monthly Report of Investments,
January 2019


DATE: February 16, 2019

In accordance with the District Board Investment policy, staff provides a detailed investment report to the Board of Directors on a quarterly basis. In addition to the quarterly investment report, Government Code section 53607 requires the Treasurer of the local agency who has been delegated with the authority to invest funds to provide a monthly report of the investment transactions to the legislative body. This report is provided to the Board in compliance with Government Code section 53607 and Executive Limitation-4 Financial Management.

Attached is the report of investments for the month of January 2019. All investments were in compliance with the Investment Policy and performed better than the District's benchmark yield. The attached report includes a summary of the portfolio holdings, details of each security in the portfolio and an investment activity summary with comparisons to the previous 12 months. The following are highlights of the investment activities for the month:

- The book value of the District's portfolio as of January 31, 2019, was \$604 million.
- The District's portfolio is invested with a primary goal of safety. To accomplish this goal, we only invest in securities that are permitted by California Government Code and the Board Investment Policy. These securities have high credit ratings and maturities of no more than 5 years. As of January 31, 2019, approximately 81% of the portfolio was held in US Government Treasury/Agency/Municipal Bonds, 13% was held in liquid funds (Local Area Investment Fund/money market mutual fund), and 6% in supranational/corporate medium-term notes.
- The portfolio had a yield-to-maturity of 2.12% for the month of January 2019. This exceeded the District's benchmark, the 24-month floating average of the 2-year Treasury note, which was 2.01%.
- The District's portfolio is reviewed every month for compliance with the Investment Policy. All investments were in compliance for the reporting period.
- California Government Code requires that a public entity structure its portfolio so that it, at minimum, can meet expenditures for the next six months. The investment portfolio has been structured to ensure that sufficient monies will be available to cover anticipated expenditures in the coming six months.

If you have any questions regarding the Investment Report, please contact Darin Taylor, Chief Financial Officer, at 408-630-3068.



Darin Taylor
Chief Financial Officer

Attachment: Monthly Report of Investments for January 2019

**Santa Clara Valley Water Dist.
Portfolio Management
Portfolio Summary
January 31, 2019**

SANTA CLARA VALLEY WATER
5750 Almaden Expressway
San Jose, San Jose, Ca 951
(408)265-2607

Investments	Par Value	Market Value	Book Value	% of Portfolio	YTM 365 Equiv.	Term	Days to Maturity
Treasury Securities - Coupon	11,000,000.00	10,848,680.00	10,834,581.83	1.79	2.428	1,002	717
Federal Agency Issues - Coupon	446,869,000.00	445,159,655.17	446,773,039.39	73.96	2.188	1,230	783
Negotiable CD's - Interest Bearing	2,390,000.00	2,387,467.99	2,390,000.00	0.40	2.075	674	396
LAIF	45,072,608.67	45,072,608.67	45,072,608.67	7.46	2.400	1	1
Medium Term Notes	16,575,000.00	16,478,533.78	16,429,200.69	2.72	2.451	1,255	848
Money Market Account	35,654,168.89	35,654,168.89	35,654,168.89	5.90	0.010	1	1
TimeCD_Deposit Account	964,369.56	964,369.56	964,369.56	0.16	2.550	1	1
Supranational	15,000,000.00	14,955,401.00	14,949,559.38	2.47	2.440	1,298	976
Municipal Bonds	31,009,212.28	31,001,270.75	31,018,422.82	5.13	2.656	1,367	1,053
Investments	604,534,359.38	602,520,155.81	604,085,951.21	100.00%	2.117	1,066	695

Total Earnings	January 31 Month Ending	Fiscal Year To Date
Current Year	1,084,363.24	6,858,973.28
Average Daily Balance	582,974,824.49	573,377,306.30
Effective Rate of Return	2.19%	2.03%

Current market pricing is updated at the end of each month from data provided by Interactive Data, a securities pricing service.



 Charlene Sun
 Treasury/Debt Officer

Date 2/14/19



 Darin Taylor, Chief Financial Officer

Date 2/14/19

Reporting period 01/01/2019-01/31/2019

Run Date: 02/08/2019 - 16:14

**Santa Clara Valley Water Dist.
Portfolio Management
Activity Summary
January 2018 through January 2019**

Month End	Year	Number of Securities	Total Invested	Yield to Maturity		Managed Pool Rate	Number of Investments Purchased	Number of Investments Redeemed	Average Term	Average Days to Maturity
				360 Equivalent	365 Equivalent					
January	2018	136	517,771,269.78	1.262	1.280	1.200	8	5	871	479
February	2018	137	496,477,704.65	1.314	1.332	1.200	2	1	920	490
March	2018	135	497,869,226.39	1.326	1.345	1.200	3	5	895	479
April	2018	134	518,776,072.64	1.327	1.346	1.500	1	2	853	436
May	2018	148	507,526,322.24	1.542	1.563	1.681	14	15	911	547
June	2018	154	593,317,591.28	1.669	1.692	1.661	20	0	932	598
July	2018	163	576,222,009.40	1.801	1.826	1.900	10	5	994	645
August	2018	161	573,861,521.23	1.792	1.817	1.900	3	2	1,000	633
September	2018	165	569,055,571.75	1.903	1.930	1.900	6	3	1,043	667
October	2018	166	569,697,438.86	1.934	1.961	2.160	4	1	1,043	647
November	2018	167	563,636,142.61	1.933	1.959	2.160	2	4	1,042	644
December	2018	177	578,467,963.19	2.031	2.059	2.160	14	9	1,053	690
January	2019	183	604,085,951.21	2.088	2.117	2.400	15	1	1,066	695
Average		156	551,289,598.86	1.688%	1.710%	1.769	8	4	971	588

Santa Clara Valley Water Dist.
Portfolio Management
Activity By Type
January 1, 2019 through January 31, 2019

CUSIP	Investment #	Issuer	Stated Rate	Transaction Date	Purchases or Deposits	Redemptions or Withdrawals	Balance
Treasury Securities - Coupon							
Subtotal							10,834,581.83
Federal Agency Issues - Coupon							
3133EJP60	5318	Federal Farm Credit Bank	3.000	01/23/2019	3,039,450.00	0.00	
3133EJET2	5320	Federal Farm Credit Bank	2.940	01/23/2019	2,996,400.00	0.00	
3133EJET2	5322	Federal Farm Credit Bank	2.940	01/24/2019	2,996,478.00	0.00	
3133EJ6C8	5324	Federal Farm Credit Bank	2.940	01/25/2019	3,000,000.00	0.00	
3133EJW70	5327	Federal Farm Credit Bank	2.875	01/25/2019	3,019,470.00	0.00	
3130AE6H8	5238	Federal Home Loan Bank	3.150	01/18/2019	0.00	4,995,590.42	
3130AFMS3	5314	Federal Home Loan Bank	2.500	01/15/2019	2,000,000.00	0.00	
3130AFE78	5319	Federal Home Loan Bank	3.000	01/23/2019	3,032,910.00	0.00	
3130AFAP2	5323	Federal Home Loan Bank	3.500	01/24/2019	3,019,500.00	0.00	
3130AFE78	5332	Federal Home Loan Bank	3.000	01/28/2019	3,034,410.00	0.00	
3134GSS63	5321	Federal Home Loan Mortgage Cor	2.800	01/30/2019	3,000,000.00	0.00	
3136G02F7	5326	Fed Natl Mortgage Assoc	1.600	01/25/2019	2,124,954.97	0.00	
3136G3U84	5325	FNMA Discount Notes	1.400	01/25/2019	972,840.00	0.00	
Subtotal					32,236,512.97	4,995,590.42	446,773,039.39
Negotiable CD's - Interest Bearing							
583614BL5	5315	Mechanics Bank	2.400	01/16/2019	240,000.00	0.00	
Subtotal					240,000.00	0.00	2,390,000.00
LAIF (Monthly Summary)							
SYS86-0237LAIF	88-0237LAIF	Local Agency Investment Fund	2.400		295,484.40	0.00	
Subtotal					295,484.40	0.00	45,072,608.67
Medium Term Notes							
Subtotal							16,429,200.69
Money Market Account (Monthly Summary)							
23380W523	4102	Daily Income US Gov MMF	0.010		64,919,036.67	68,378,179.04	
Subtotal					64,919,036.67	68,378,179.04	35,654,188.89
TimeCD_Deposit Account (Monthly Summary)							
SYS5317	5317	Alliance Credit Union	2.470		240,000.00	0.00	

**Santa Clara Valley Water Dist.
Portfolio Management
Activity By Type
January 1, 2019 through January 31, 2019**

CUSIP	Investment #	Issuer	Stated Rate	Transaction Date	Purchases or Deposits	Redemptions or Withdrawals	Balance
TimeCD_Deposit Account (Monthly Summary)							
SYS5311	5311	Bank of San Francisco	2.250		1,380.00	0.00	
SYS5309	5309	Community Bank of the Bay	2.704		553.46	0.00	
SYS5310	5310	Technology Credit Union	2.776		1,350.73	0.00	
Subtotal					243,284.19	0.00	964,369.56
Supranational							
Subtotal							14,949,559.36
Municipal Bonds							
79765R3U1	5331	San Fran CY&Cnty CA PUC WTR	2.619	01/29/2019	866,687.50	0.00	
Subtotal					866,687.50	0.00	31,018,422.82
Total					98,801,005.73	73,373,769.46	604,085,951.21

Santa Clara Valley Water Dist.
Portfolio Management
Portfolio Details - Investments
January 31, 2019

CUSIP	Investment #	Issuer	Average Balance	Purchase Date	Par Value	Market Value	Book Value	Stated Rate	YTM 365	Term	Days to Maturity	Maturity Date
Treasury Securities - Coupon												
912828XE5	5155	US Treasury Bill		10/24/2017	3,000,000.00	2,960,859.00	2,994,639.47	1.500	1.638	950	485	05/31/2020
912828Q37	5206	US Treasury Bill		05/10/2018	5,000,000.00	4,875,390.00	4,856,113.51	1.250	2.642	1,056	789	03/31/2021
9128284P2	5277	US Treasury Bill		09/21/2018	3,000,000.00	3,010,431.00	2,983,828.85	2.625	2.871	967	834	05/15/2021
Subtotal and Average			10,831,389.71		11,000,000.00	10,846,680.00	10,834,581.83		2.428	1,002	717	
Federal Agency Issues - Coupon												
3133EF5X1	5017	Federal Farm Credit Bank		05/04/2016	3,000,000.00	2,990,490.00	3,001,281.52	1.100	0.930	1,084	91	05/03/2019
3133EDVK5	5055	Federal Farm Credit Bank		09/21/2016	3,344,000.00	3,341,558.88	3,347,399.17	1.750	0.960	908	45	03/18/2019
3133EG2D8	5084	Federal Farm Credit Bank		01/24/2017	3,000,000.00	2,981,598.00	3,002,235.02	1.550	1.434	976	238	09/27/2019
3133EG5D3	5086	Federal Farm Credit Bank		01/27/2017	3,000,000.00	2,953,212.00	3,000,000.00	2.030	2.030	1,826	1,091	01/27/2022
3133EGW92	5089	Federal Farm Credit Bank		01/27/2017	3,000,000.00	2,972,364.00	2,999,771.11	1.500	1.509	1,056	321	12/19/2019
3133EHJA2	5095	Federal Farm Credit Bank		05/08/2017	3,000,000.00	2,982,686.00	3,000,076.17	1.550	1.548	1,096	462	05/08/2020
3133EHHN6	5098	Federal Farm Credit Bank		05/10/2017	3,000,000.00	2,992,470.00	2,999,366.52	1.350	1.432	722	90	05/02/2019
3133EHGS6	5101	Federal Farm Credit Bank		05/10/2017	3,000,000.00	2,949,108.00	2,994,131.09	2.030	2.094	1,811	1,179	04/25/2022
3133EHPD9	5118	Federal Farm Credit Bank		06/29/2017	3,000,000.00	2,965,413.00	3,000,000.00	1.670	1.870	1,089	507	06/22/2020
3133ECPD0	5141	Federal Farm Credit Bank		09/14/2017	2,085,000.00	2,055,397.17	2,063,477.25	1.420	1.478	972	467	05/13/2020
3133EHJA2	5142	Federal Farm Credit Bank		09/14/2017	1,850,000.00	1,826,989.70	1,851,370.98	1.550	1.490	967	462	05/08/2020
3133EHZH9	5143	Federal Farm Credit Bank		09/20/2017	2,000,000.00	1,963,222.00	2,000,000.00	1.840	1.840	1,461	962	09/20/2021
3133EHM34	5154	Federal Farm Credit Bank		11/01/2017	3,000,000.00	2,954,100.00	3,000,000.00	2.230	2.230	1,826	1,369	11/01/2022
3133EGBL8	5170	Federal Farm Credit Bank		12/26/2017	3,000,000.00	2,953,374.00	2,976,117.36	1.370	2.000	875	473	05/19/2020
3133EHT78	5172	Federal Farm Credit Bank		12/26/2017	3,000,000.00	2,973,825.00	2,992,395.03	1.830	2.030	876	474	05/20/2020
3133EGBL8	5175	Federal Farm Credit Bank		12/29/2017	3,000,000.00	2,953,374.00	2,974,221.91	1.370	2.050	872	473	05/19/2020
3133EGCN3	5176	Federal Farm Credit Bank		12/29/2017	5,000,000.00	4,945,840.00	4,972,994.55	1.490	2.000	794	395	03/02/2020
3133EGBL8	5177	Federal Farm Credit Bank		12/29/2017	4,000,000.00	3,937,832.00	3,966,347.53	1.370	2.036	872	473	05/19/2020
3133EJAD1	5184	Federal Farm Credit Bank		01/23/2018	5,000,000.00	4,964,465.00	4,998,291.75	2.150	2.169	1,065	691	12/23/2020
3133EJAD1	5185	Federal Farm Credit Bank		01/23/2018	5,000,000.00	4,964,465.00	4,999,675.24	2.150	2.154	1,065	691	12/23/2020
3133EJMU0	5212	Federal Farm Credit Bank		05/17/2018	5,000,000.00	5,001,865.00	4,992,389.46	2.740	2.811	1,079	819	04/30/2021
3133EJQG7	5216	Federal Farm Credit Bank		05/24/2018	5,000,000.00	5,005,340.00	5,000,000.00	3.230	3.230	1,826	1,573	05/24/2023
3133EJMC0	5222	Federal Farm Credit Bank		05/30/2018	3,000,000.00	3,000,405.00	3,000,000.00	3.000	2.996	1,791	1,544	04/25/2023
3133EJTB5	5249	Federal Farm Credit Bank		06/29/2018	4,500,000.00	4,530,501.00	4,507,291.73	2.800	2.748	1,398	1,181	04/27/2022
3133EGAH8	5251	Federal Farm Credit Bank		07/03/2018	4,582,000.00	4,471,798.32	4,458,465.47	1.550	2.780	1,049	836	05/17/2021
3133EJSA8	5252	Federal Farm Credit Bank		07/03/2018	5,000,000.00	5,020,110.00	5,003,220.97	2.730	2.702	1,084	871	06/21/2021
3133EJVE6	5282	Federal Farm Credit Bank		07/25/2018	3,000,000.00	3,000,105.00	3,000,000.00	3.120	3.120	1,461	1,270	07/25/2022
3133EJ2H1	5291	Federal Farm Credit Bank		12/10/2018	5,000,000.00	5,016,650.00	5,000,000.00	3.110	3.110	1,096	1,043	12/10/2021
3133EJ2J7	5292	Federal Farm Credit Bank		12/11/2018	3,000,000.00	3,007,077.00	3,000,000.00	3.400	3.400	1,826	1,774	12/11/2023
3133EJ3T4	5297	Federal Farm Credit Bank		12/26/2018	3,000,000.00	3,000,825.00	3,000,000.00	3.350	3.350	1,826	1,788	12/26/2023

Portfolio SCVW
AC
PM (PRF_PM2) 7.3.0

Santa Clara Valley Water Dist.
Portfolio Management
Portfolio Details - Investments
January 31, 2019

CUSIP	Investment #	Issuer	Average Balance	Purchase Date	Par Value	Market Value	Book Value	Stated Rate	YTM 365	Term	Days to Maturity	Maturity Date
Federal Agency Issues - Coupon												
3133EJP60	5318	Federal Farm Credit Bank		01/23/2019	3,000,000.00	3,053,928.00	3,059,494.93	3.000	2.672	1,560	1,551	05/02/2023
3133EJET2	5320	Federal Farm Credit Bank		01/23/2019	3,000,000.00	3,000,120.00	3,029,984.42	2.940	2.971	1,503	1,494	03/06/2023
3133EJET2	5322	Federal Farm Credit Bank		01/24/2019	3,000,000.00	3,000,120.00	3,030,304.84	2.940	2.970	1,502	1,494	03/06/2023
3133EJ8C8	5324	Federal Farm Credit Bank		01/25/2019	3,000,000.00	3,000,165.00	3,000,000.00	2.940	2.940	1,186	1,179	04/25/2022
3133EJW70	5327	Federal Farm Credit Bank		01/25/2019	3,000,000.00	3,023,148.00	3,033,466.51	2.875	2.586	852	845	05/26/2021
3130AAQV3	5087	Federal Home Loan Bank		01/30/2017	3,500,000.00	3,465,889.00	3,500,000.00	1.670	1.670	1,186	454	04/30/2020
313379RB7	5131	Federal Home Loan Bank		08/23/2017	3,000,000.00	2,952,429.00	3,014,912.28	1.875	1.657	1,388	861	06/11/2021
313382K69	5132	Federal Home Loan Bank		08/23/2017	3,000,000.00	2,951,124.00	3,009,335.49	1.750	1.598	1,297	770	03/12/2021
313383HU8	5139	Federal Home Loan Bank		09/08/2017	3,000,000.00	2,969,931.00	3,013,574.12	1.750	1.410	1,008	497	06/12/2020
3130A0XD7	5210	Federal Home Loan Bank		05/17/2018	3,000,000.00	2,992,266.00	2,975,528.04	2.375	2.778	1,030	770	03/12/2021
3133732Y7	5211	Federal Home Loan Bank		05/17/2018	5,000,000.00	5,111,550.00	5,088,746.50	3.825	2.765	1,030	770	03/12/2021
3130AECJ7	5215	Federal Home Loan Bank		05/24/2018	5,000,000.00	5,009,075.00	5,002,228.88	2.625	2.590	735	482	05/28/2020
3130AEF54	5223	Federal Home Loan Bank		06/08/2018	5,000,000.00	5,017,555.00	5,000,000.00	3.100	3.100	1,826	1,588	06/09/2023
3130A1B80	5237	Federal Home Loan Bank		06/19/2018	4,620,000.00	4,625,377.68	4,595,631.74	2.825	2.804	1,361	1,134	03/11/2022
313378CR0	5241	Federal Home Loan Bank		06/21/2018	5,000,000.00	4,954,350.00	4,920,805.97	2.250	2.789	1,359	1,134	03/11/2022
313378CR0	5243	Federal Home Loan Bank		06/21/2018	5,000,000.00	4,954,350.00	4,922,180.90	2.250	2.780	1,359	1,134	03/11/2022
3133XPKG8	5244	Federal Home Loan Bank		06/21/2018	5,000,000.00	5,416,385.00	5,363,003.53	4.750	2.848	1,723	1,498	03/10/2023
3130AEWM8	5275	Federal Home Loan Bank		09/28/2018	3,000,000.00	3,014,517.00	3,000,000.00	3.000	3.000	1,461	1,335	09/28/2022
3130AEYH7	5278	Federal Home Loan Bank		09/28/2018	2,000,000.00	2,000,782.00	2,000,000.00	3.420	3.420	1,826	1,700	09/28/2023
3130AFD61	5284	Federal Home Loan Bank		11/21/2018	3,000,000.00	3,005,520.00	3,000,000.00	3.550	3.550	1,826	1,754	11/21/2023
3130AFJS7	5285	Federal Home Loan Bank		12/13/2018	3,000,000.00	3,008,271.00	3,000,000.00	3.375	3.375	1,826	1,776	12/13/2023
3130AFMS3	5314	Federal Home Loan Bank		01/15/2019	2,000,000.00	2,000,486.00	2,000,000.00	2.500	2.500	731	714	01/15/2021
3130AFE78	5319	Federal Home Loan Bank		01/23/2019	3,000,000.00	3,045,954.00	3,051,971.40	3.000	2.699	1,416	1,407	12/09/2022
3130AFAP2	5323	Federal Home Loan Bank		01/24/2019	3,000,000.00	3,018,147.00	3,043,920.45	3.500	2.634	1,740	1,732	10/30/2023
3130AFE78	5332	Federal Home Loan Bank		01/28/2019	3,000,000.00	3,045,954.00	3,054,835.79	3.000	2.684	1,411	1,407	12/09/2022
3130A7PW9	5012	Federal Home Loan Bank-CN		04/18/2016	5,000,000.00	4,987,215.00	4,999,973.01	0.950	0.953	1,082	63	04/05/2019
3130A8H48	5024	Federal Home Loan Bank-CN		07/01/2016	5,000,000.00	4,906,695.00	5,000,000.00	1.150	1.150	1,461	516	07/01/2020
3130A7L37	5058	Federal Home Loan Bank-CN		10/20/2016	3,000,000.00	2,995,806.00	3,001,157.17	1.250	0.930	876	42	03/15/2019
3133782M2	5080	Federal Home Loan Bank-CN		10/25/2016	3,000,000.00	2,997,075.00	3,001,647.43	1.500	0.958	864	35	03/08/2019
3130A9V32	5062	Federal Home Loan Bank-CN		11/15/2016	5,000,000.00	4,935,025.00	5,000,000.00	2.000	1.715	1,826	1,018	11/15/2021
3130ABEC6	5102	Federal Home Loan Bank-CN		05/28/2017	2,000,000.00	1,978,314.00	2,000,000.00	1.600	1.600	1,096	480	05/28/2020
3130ABEC8	5103	Federal Home Loan Bank-CN		05/28/2017	3,000,000.00	2,967,471.00	3,000,000.00	1.600	1.600	1,096	480	05/28/2020
3130ABPV2	5122	Federal Home Loan Bank-CN		07/14/2017	2,000,000.00	1,974,788.00	1,998,330.52	1.890	1.751	1,081	514	06/29/2020
313378J77	5123	Federal Home Loan Bank-CN		07/14/2017	3,000,000.00	2,978,024.00	3,012,248.63	1.875	1.500	973	406	03/13/2020
313378J77	5144	Federal Home Loan Bank-CN		09/13/2017	3,000,000.00	2,978,024.00	3,014,394.95	1.875	1.436	912	406	03/13/2020
313378J77	5147	Federal Home Loan Bank-CN		10/03/2017	3,000,000.00	2,976,024.00	3,009,058.70	1.875	1.588	892	408	03/13/2020

Santa Clara Valley Water Dist.
Portfolio Management
Portfolio Details - Investments
January 31, 2019

CUSIP	Investment #	Issuer	Average Balance	Purchase Date	Par Value	Market Value	Book Value	Stated Rate	YTM 365	Term	Days to Maturity	Maturity Date
Federal Agency Issues - Coupon												
3130ACKG8	5148	Federal Home Loan Bank-CN		10/24/2017	3,000,000.00	2,952,078.00	3,000,000.00	2.200	2.200	1,828	1,361	10/24/2022
3130A5P86	5169	Federal Home Loan Bank-CN		12/26/2017	2,500,000.00	2,478,747.50	2,494,660.16	1.800	1.981	825	423	03/30/2020
3133714H6	5171	Federal Home Loan Bank-CN		12/26/2017	1,000,000.00	1,005,124.00	1,011,206.30	3.000	1.981	813	411	03/18/2020
3130ACN83	5179	Federal Home Loan Bank-CN		12/29/2017	5,000,000.00	4,948,055.00	4,981,025.33	1.700	2.002	868	489	05/15/2020
3130AD4X7	5183	Federal Home Loan Bank-CN		01/19/2018	5,000,000.00	4,955,465.00	4,983,828.69	2.000	2.160	1,057	679	12/11/2020
3130ADUJ9	5214	Federal Home Loan Bank-CN		05/24/2018	5,000,000.00	4,998,770.00	4,991,731.38	2.375	2.520	678	423	03/30/2020
3130A7TX3	5296	Federal Home Loan Bank-CN		12/14/2018	3,000,000.00	2,933,193.00	2,920,200.24	1.940	2.890	1,230	1,181	04/27/2022
3137EADG1	4870	Federal Home Loan Mortgage Cor		06/25/2015	3,000,000.00	2,993,091.00	3,002,676.87	1.750	1.471	1,435	118	05/30/2019
3134G8QB8	5005	Federal Home Loan Mortgage Cor		03/29/2016	3,000,000.00	2,994,849.00	3,000,000.00	1.270	1.270	1,095	56	03/29/2019
3137EADG1	5014	Federal Home Loan Mortgage Cor		04/18/2016	5,000,000.00	4,988,485.00	5,012,674.24	1.750	0.970	1,137	118	05/30/2019
3137EADG1	5015	Federal Home Loan Mortgage Cor		04/18/2016	5,000,000.00	4,988,485.00	5,012,831.24	1.750	0.960	1,137	118	05/30/2019
3137EADG1	5016	Federal Home Loan Mortgage Cor		05/04/2016	3,000,000.00	2,993,091.00	3,007,502.81	1.750	0.980	1,121	118	05/30/2019
3134G9XU6	5027	Federal Home Loan Mortgage Cor		06/30/2016	3,000,000.00	2,981,957.00	3,000,000.00	2.000	1.429	1,278	332	12/30/2019
3134G9YJ0	5041	Federal Home Loan Mortgage Cor		06/30/2016	1,615,000.00	1,598,879.07	1,615,000.00	1.300	1.300	1,826	880	06/30/2021
3137EADZ9	5059	Federal Home Loan Mortgage Cor		10/25/2018	3,000,000.00	2,991,849.00	3,001,184.83	1.125	0.930	902	73	04/15/2019
3134GBV82	5153	Federal Home Loan Mortgage Cor		10/30/2017	3,000,000.00	2,961,867.00	3,000,000.00	2.000	2.000	1,369	910	07/30/2021
3134GB4R0	5162	Federal Home Loan Mortgage Cor		12/15/2017	3,000,000.00	2,978,223.00	3,000,000.00	2.250	2.250	1,826	1,413	12/15/2022
3134GSKY0	5207	Federal Home Loan Mortgage Cor		05/15/2018	5,000,000.00	5,000,885.00	5,000,000.00	3.200	3.200	1,826	1,584	05/15/2023
3134GSMU6	5217	Federal Home Loan Mortgage Cor		06/15/2018	5,000,000.00	5,008,145.00	5,000,000.00	3.000	3.000	1,461	1,230	06/15/2022
3134GSQB4	5234	Federal Home Loan Mortgage Cor		06/28/2018	3,000,000.00	3,005,625.00	3,000,000.00	3.250	3.250	1,826	1,608	06/28/2023
3134GSQB4	5235	Federal Home Loan Mortgage Cor		06/28/2018	3,000,000.00	3,005,625.00	3,000,000.00	3.250	3.250	1,826	1,608	06/28/2023
3134GSQR9	5236	Federal Home Loan Mortgage Cor		06/28/2018	5,000,000.00	5,001,995.00	5,000,000.00	3.000	3.001	1,369	1,151	03/28/2022
3134GSKY0	5239	Federal Home Loan Mortgage Cor		06/20/2018	5,000,000.00	5,000,885.00	4,986,719.55	3.200	3.216	1,790	1,564	05/15/2023
3134GSSX4	5261	Federal Home Loan Mortgage Cor		07/30/2018	5,000,000.00	5,004,015.00	5,000,000.00	3.000	3.000	1,249	1,083	12/30/2021
3134GSVB8	5284	Federal Home Loan Mortgage Cor		09/13/2018	5,000,000.00	5,003,855.00	5,000,000.00	3.250	3.250	1,826	1,685	09/13/2023
3134GSWW1	5266	Federal Home Loan Mortgage Cor		09/18/2018	5,000,000.00	5,010,770.00	5,000,000.00	3.000	3.000	1,277	1,141	03/18/2022
3134GSC52	5283	Federal Home Loan Mortgage Cor		11/27/2018	5,000,000.00	5,016,280.00	5,000,000.00	3.000	3.000	912	846	05/27/2021
3134GSJ89	5293	Federal Home Loan Mortgage Cor		12/28/2018	3,000,000.00	3,003,183.00	3,000,000.00	3.160	3.160	1,096	1,061	12/28/2021
3134GSP33	5298	Federal Home Loan Mortgage Cor		12/28/2018	3,000,000.00	3,002,661.00	3,000,000.00	3.150	3.150	1,278	1,243	06/28/2022
3134GSJ48	5313	Federal Home Loan Mortgage Cor		12/27/2018	3,000,000.00	3,008,961.00	3,007,589.52	3.100	2.834	1,278	1,242	08/27/2022
3134GSS83	5321	Federal Home Loan Mortgage Cor		01/30/2019	3,000,000.00	3,000,072.00	3,000,000.00	2.800	2.800	1,461	1,459	01/30/2023
3137EAEB1	5056	Fed Home Loan Mort Corp-CN		09/21/2016	3,000,000.00	2,977,884.00	2,998,539.49	0.875	0.981	1,031	168	07/19/2019
3137EAEB1	5080	Fed Home Loan Mort Corp-CN		01/23/2017	3,000,000.00	2,977,884.00	2,993,345.63	0.875	1.360	907	168	07/19/2019
3137EAEB1	5083	Fed Home Loan Mort Corp-CN		01/23/2017	3,000,000.00	2,977,884.00	2,993,328.75	0.875	1.361	907	168	07/19/2019
3137EAEF2	5119	Fed Home Loan Mort Corp-CN		06/30/2017	5,000,000.00	4,932,465.00	4,989,998.62	1.375	1.543	1,025	444	04/20/2020
3137EAEF2	5120	Fed Home Loan Mort Corp-CN		08/30/2017	3,000,000.00	2,958,479.00	2,994,705.92	1.375	1.523	1,025	444	04/20/2020

Santa Clara Valley Water Dist.
Portfolio Management
Portfolio Details - Investments
January 31, 2019

CUSIP	Investment #	Issuer	Average Balance	Purchase Date	Par Value	Market Value	Book Value	Stated Rate	YTM 365	Term	Days to Maturity	Maturity Date
Federal Agency Issues - Coupon												
3137EADR7	5145	Fed Home Loan Mort Corp-CN		09/13/2017	3,000,000.00	2,956,446.00	2,997,977.85	1.375	1.430	961	455	05/01/2020
3135G0A78	5180	FNMA Discount Note		01/18/2018	5,000,000.00	4,955,455.00	4,979,426.00	1.625	2.059	733	354	01/21/2020
3135G0ZA4	4871	Fed Natl Mortgage Assoc		06/25/2015	3,000,000.00	2,998,989.00	3,000,736.03	1.875	1.370	1,335	18	02/19/2019
3135G0ZY2	4872	Fed Natl Mortgage Assoc		06/25/2015	3,000,000.00	2,980,929.00	3,002,592.14	1.750	1.640	1,615	298	11/28/2019
3135G0ZY2	4873	Fed Natl Mortgage Assoc		06/25/2015	3,000,000.00	2,980,929.00	3,002,121.55	1.750	1.660	1,615	298	11/26/2019
3135G0R39	5077	Fed Natl Mortgage Assoc		01/23/2017	3,000,000.00	2,968,127.00	2,988,933.30	1.000	1.517	1,004	265	10/24/2019
3135G0ZG1	5078	Fed Natl Mortgage Assoc		01/23/2017	3,000,000.00	2,985,822.00	3,006,301.64	1.750	1.400	962	223	09/12/2019
3135G0N33	5081	Fed Natl Mortgage Assoc		01/23/2017	3,000,000.00	2,975,397.00	2,991,714.82	0.875	1.436	921	182	08/02/2019
3135G0R39	5082	Fed Natl Mortgage Assoc		01/23/2017	3,000,000.00	2,965,127.00	2,988,981.87	1.000	1.515	1,004	265	10/24/2019
3135G0ZY2	5088	Fed Natl Mortgage Assoc		01/27/2017	3,000,000.00	2,980,929.00	3,006,947.99	1.750	1.460	1,033	298	11/26/2019
3135G0T29	5138	Fed Natl Mortgage Assoc		09/08/2017	3,000,000.00	2,968,329.00	3,003,626.49	1.500	1.385	903	392	02/28/2020
3135G0T29	5181	Fed Natl Mortgage Assoc		01/18/2018	5,000,000.00	4,947,215.00	4,971,280.53	1.500	2.048	771	392	02/28/2020
3135G0T29	5182	Fed Natl Mortgage Assoc		01/19/2018	5,000,000.00	4,947,215.00	4,970,452.37	1.500	2.064	770	392	02/28/2020
3136G4NM1	5253	Fed Natl Mortgage Assoc		07/03/2018	5,000,000.00	4,954,505.00	4,893,305.56	2.200	2.883	1,424	1,211	05/27/2022
3135G0U27	5276	Fed Natl Mortgage Assoc		09/21/2018	5,000,000.00	5,003,575.00	4,957,844.47	2.500	2.900	935	802	04/13/2021
3135G0T45	5299	Fed Natl Mortgage Assoc		12/18/2018	3,000,000.00	2,940,981.00	2,933,629.67	1.875	2.733	1,204	1,159	04/05/2022
3135G0U35	5312	Fed Natl Mortgage Assoc		12/24/2018	3,000,000.00	3,017,094.00	3,006,930.21	2.750	2.658	911	872	06/22/2021
3136G02F7	5326	Fed Natl Mortgage Assoc		01/25/2019	2,173,000.00	2,129,455.25	2,132,938.73	1.800	2.603	833	826	05/07/2021
3135G0F73	4863	FNMA Discount Notes		11/30/2015	3,000,000.00	2,946,468.00	2,980,635.28	1.500	1.871	1,827	668	11/30/2020
3136G3MK8	5018	FNMA Discount Notes		05/25/2016	3,000,000.00	2,971,152.00	3,000,000.00	1.350	1.350	1,279	297	11/25/2019
3136G3MH5	5019	FNMA Discount Notes		05/27/2016	3,000,000.00	2,987,748.00	3,000,000.00	1.250	1.250	1,098	118	05/30/2019
3136G3TU9	5026	FNMA Discount Notes		06/30/2016	5,000,000.00	4,936,185.00	5,000,000.00	1.125	1.125	1,278	332	12/30/2019
3135G0ZE6	5042	FNMA Discount Notes		07/07/2016	3,000,000.00	2,991,456.00	3,011,766.58	1.750	0.721	1,078	139	08/20/2019
3135G0J53	5061	FNMA Discount Notes		10/25/2016	3,000,000.00	2,996,868.00	3,000,151.61	1.000	1.171	854	25	02/26/2019
3135G0P72	5174	FNMA Discount Notes		12/29/2017	1,100,000.00	1,086,124.60	1,091,662.86	1.375	2.044	822	423	03/30/2020
3136G3U94	5325	FNMA Discount Notes		01/25/2019	1,000,000.00	975,058.00	978,966.62	1.400	2.603	851	844	05/25/2021
Subtotal and Average			424,741,590.75		446,869,000.00	445,159,655.17	446,773,039.39		2.188	1.230	783	
Negotiable CD's - Interest Bearing												
33715LBT6	5260	First Tech Fed Credit Union		07/16/2018	240,000.00	241,749.12	240,000.00	3.250	3.253	1,463	1,263	07/18/2022
05368TAT8	5186	Avidbank Palo Alto Calif		01/30/2018	240,000.00	239,732.16	240,000.00	1.850	0.000	455	88	04/30/2019
062683AN7	5140	Bank of Hope		09/22/2017	240,000.00	239,793.36	240,000.00	1.600	1.596	546	49	03/22/2019
20415QFY0	5232	Community West Bank		06/13/2018	240,000.00	239,880.96	240,000.00	2.250	2.250	365	132	06/13/2019
320337BV9	5233	First General Bank		06/06/2018	240,000.00	238,624.56	240,000.00	2.300	2.300	814	574	08/28/2020
33616CBL3	5272	First Republic Bank		08/31/2018	240,000.00	240,475.92	240,000.00	2.800	2.792	728	574	08/28/2020
410493CN8	5181	Hanmi Bank		11/22/2017	235,000.00	233,688.94	235,000.00	1.800	1.800	730	294	11/22/2019

Santa Clara Valley Water Dist.
Portfolio Management
Portfolio Details - Investments
January 31, 2019

CUSIP	Investment #	Issuer	Average Balance	Purchase Date	Par Value	Market Value	Book Value	Stated Rate	YTM 365	Term	Days to Maturity	Maturity Date
Negotiable CD's - Interest Bearing												
583814BL5	5315	Mechanics Bank		01/16/2019	240,000.00	240,013.20	240,000.00	2.400	2.400	181	165	07/16/2019
624786CU1	5250	MUFG Union Bank NA		07/03/2018	240,000.00	240,029.28	240,000.00	2.650	2.650	734	521	07/06/2020
69406PCQ0	5160	Pacific City Bank		11/24/2017	235,000.00	233,480.49	235,000.00	1.700	1.700	731	297	11/25/2019
Subtotal and Average			2,273,870.97		2,390,000.00	2,387,467.99	2,390,000.00		2.075	674	396	
LAIF												
SYS88-0237LAIF	88-0237LAIF	Local Agency Investment Fund			45,072,608.67	45,072,608.67	45,072,608.67	2.400	2.400	1	1	
Subtotal and Average			44,939,164.10		45,072,608.67	45,072,608.67	45,072,608.67		2.400	1	1	
Medium Term Notes												
037833DE7	5202	Apple Inc		05/03/2018	3,000,000.00	2,953,914.00	2,913,569.33	2.400	2.819	1,716	1,442	01/13/2023
037833BS8	5213	Apple Inc		05/18/2018	2,000,000.00	1,984,090.00	1,975,361.13	2.250	2.875	1,012	753	02/23/2021
478160BR4	5158	Johnson & Johnson		11/16/2017	2,000,000.00	1,998,076.00	1,999,076.52	1.125	1.687	470	28	03/01/2019
478160CD4	5265	Johnson & Johnson		08/30/2018	3,000,000.00	2,952,747.00	2,944,056.63	2.250	2.889	1,281	1,128	03/03/2022
594918AH7	5075	Microsoft Corp		01/09/2017	3,000,000.00	3,022,899.00	3,050,968.70	3.000	1.938	1,361	808	10/01/2020
594918BH6	5203	Microsoft Corp		05/03/2018	2,000,000.00	2,001,798.00	1,972,743.01	2.650	3.041	1,645	1,371	11/03/2022
742651DQ2	5068	Private Export Funding Corp		12/30/2018	1,575,000.00	1,585,009.78	1,573,425.37	1.450	1.640	958	195	08/15/2019
Subtotal and Average			16,427,539.15		16,575,000.00	16,478,533.78	16,429,200.89		2.451	1,255	848	
Money Market Account												
23380W523	4102	Daily Income US Gov MMF			35,654,168.89	35,654,168.89	35,654,168.89	0.010	0.010	1	1	
Subtotal and Average			37,750,073.59		35,654,168.89	35,654,168.89	35,654,168.89		0.010	1	1	
TimeCD_Deposit Account												
SYS5317	5317	Alliance Credit Union		01/18/2019	240,000.00	240,000.00	240,000.00	2.470	2.470	1	1	
SYS5311	5311	Bank of San Francisco		10/24/2018	241,380.00	241,380.00	241,380.00	2.250	2.250	1	1	
SYS5309	5309	Community Bank of the Bay		10/17/2018	241,638.83	241,638.83	241,638.83	2.704	2.704	1	1	
SYS4912	4912	Deposit Account		07/01/2018	0.00	0.00	0.00	0.005	0.005	1	1	
SYS5310	5310	Technology Credit Union		10/19/2018	241,350.73	241,350.73	241,350.73	2.776	2.776	1	1	
Subtotal and Average			831,464.98		964,369.56	964,369.56	964,369.56		2.550	1	1	
Supranational												
4581X0DB1	5208	Inter-American Dev't Bank		05/15/2018	2,000,000.00	2,001,420.00	1,993,218.24	2.625	2.785	1,070	808	04/19/2021
4581X0CD8	5187	INTERAMERI DEV		01/30/2018	3,000,000.00	2,975,283.00	2,989,462.46	2.125	2.330	1,014	847	11/09/2020
459058FH1	5209	INTL BK RECON & DEVELOP		05/15/2018	2,000,000.00	1,947,546.00	1,937,018.33	1.376	2.805	1,105	843	05/24/2021

**Santa Clara Valley Water Dist.
Portfolio Management
Portfolio Details - Investments
January 31, 2019**

CUSIP	Investment #	Issuer	Average Balance	Purchase Date	Par Value	Market Value	Book Value	Stated Rate	YTM 365	Term	Days to Maturity	Maturity Date
Supranational												
459058GL1	5290	INTL BK RECON & DEVELOP		12/03/2018	3,000,000.00	3,066,468.00	3,022,241.31	3.000	2.955	1,759	1,699	09/27/2023
45950KCL2	5111	INTL FINANCE CORP		05/26/2017	3,000,000.00	2,971,554.00	3,007,623.02	1.750	1.526	1,039	423	03/30/2020
45950VLP9	5193	INTL FINANCE CORP		03/15/2018	2,000,000.00	1,993,130.00	2,000,000.00	2.500	2.500	1,826	1,503	03/15/2023
Subtotal and Average			14,948,451.27		15,000,000.00	14,955,401.00	14,949,559.36		2.440	1,298	976	
Municipal Bonds												
010878AN6	5198	County of Alameda		03/29/2018	2,305,000.00	2,401,118.50	2,393,170.23	4.000	2.832	1,586	1,277	08/01/2022
13066YTY5	5054	CA Department Water Resources		09/26/2016	2,894,212.26	2,831,234.20	2,894,212.26	1.713	1.713	1,676	820	05/01/2021
13066YTZ2	5263	CA Department Water Resources		08/13/2018	2,000,000.00	1,956,180.00	1,945,242.60	2.000	2.894	1,357	1,185	05/01/2022
544351MN6	5246	City of Los Angeles CA		07/12/2018	2,500,000.00	2,516,950.00	2,500,000.00	2.900	2.899	1,512	1,308	09/01/2022
544351MN6	5247	City of Los Angeles CA		07/12/2018	2,500,000.00	2,516,950.00	2,500,000.00	2.900	2.899	1,512	1,308	09/01/2022
702274CN9	5285	City of Pasadena		12/06/2018	1,055,000.00	1,073,947.80	1,055,000.00	3.338	3.338	1,456	1,399	12/01/2022
702274CM1	5286	City of Pasadena		12/06/2018	500,000.00	506,290.00	500,000.00	3.235	3.235	1,091	1,034	12/01/2021
801546PE6	5156	Cnty Santa Clara		11/09/2017	3,000,000.00	2,975,040.00	3,010,228.11	2.125	1.890	996	547	08/01/2020
797669XU7	5294	SF Bay Area Rapid Transit Dist		12/10/2018	1,385,000.00	1,374,972.60	1,368,044.35	2.387	2.916	934	881	07/01/2021
79765R3U1	5164	San Fran CY&Cnty CA PUC WTR		12/28/2017	1,000,000.00	992,930.00	1,000,000.00	2.619	2.619	1,769	1,369	11/01/2022
79765R3R8	5165	San Fran CY&Cnty CA PUC WTR		12/28/2017	400,000.00	398,208.00	400,000.00	2.132	2.127	673	273	11/01/2019
79765R3S6	5167	San Fran CY&Cnty CA PUC WTR		12/28/2017	100,000.00	99,215.00	100,000.00	2.298	2.292	1,039	639	11/01/2020
79765R3U1	5331	San Fran CY&Cnty CA PUC WTR		01/29/2019	875,000.00	868,813.75	872,301.55	2.619	2.867	1,372	1,369	11/01/2022
798170AE6	5189	San Jose Redevelopment Ag		02/26/2018	3,000,000.00	2,976,270.00	2,980,353.48	2.630	2.830	1,617	1,277	08/01/2022
798170AE6	5190	San Jose Redevelopment Ag		02/28/2018	2,000,000.00	1,984,180.00	1,990,160.45	2.830	2.780	1,615	1,277	08/01/2022
798189PB6	5218	San Jose Evergreen		06/05/2018	1,000,000.00	999,260.00	1,000,000.00	2.657	2.659	453	212	09/01/2019
798189PC4	5219	San Jose Evergreen		06/05/2018	285,000.00	285,045.60	285,000.00	2.827	2.828	819	578	09/01/2020
798189PD2	5220	San Jose Evergreen		06/05/2018	230,000.00	242,380.90	240,955.50	5.000	3.051	1,184	943	09/01/2021
798189PE0	5221	San Jose Evergreen		06/05/2018	130,000.00	139,253.40	137,687.17	5.000	3.223	1,549	1,308	09/01/2022
798189PB6	5242	San Jose Evergreen		08/22/2018	1,850,000.00	1,848,631.00	1,851,639.13	2.657	2.500	436	212	09/01/2019
03674D5Q7	5279	Washington State GO Bond		10/01/2018	2,000,000.00	2,014,400.00	1,994,427.98	3.030	3.138	1,765	1,642	08/01/2023
Subtotal and Average			30,231,279.96		31,009,212.26	31,001,270.75	31,018,422.82		2.656	1,357	1,053	
Total and Average			502,974,824.49		604,534,359.38	602,520,155.81	604,085,951.21		2.117	1,066	695	

**Santa Clara Valley Water Dist.
 Portfolio Management
 Portfolio Details - Cash
 January 31, 2019**

CUSIP	Investment #	Issuer	Average Balance	Purchase Date	Par Value	Market Value	Book Value	Stated Rate	YTM 365	Term	Days to Maturity
Average Balance			0.00							0	0
Total Cash and Investments			582,874,824.49		604,534,359.38	602,520,155.81	604,085,951.21		2.117	1,066	695

Santa Clara Valley Water Dist.
Transaction Activity Report
January 1, 2019 - January 31, 2019
Sorted by Transaction Date - Transaction Date
All Funds

SANTA CLARA VALLEY WATER
 5750 Almaden Expressway
 San Jose, San Jose, Ca 951
 (408)265-2607

Investment #	Fund	CUSIP	Inv Descrip	TransactionType	TransactionDate	MaturityDate	RedemptionType	New Principal	Principal Paydowns	Interest	Total Cash
4102	82	23380W523	Money Market Fund	Purchase	01/02/2019			28,750.00			-28,750.00
4102	82	23380W523	Money Market Fund	Purchase	01/02/2019			16,529.98			-16,529.98
4102	82	23380W523	Money Market Fund	Purchase	01/02/2019			4,300,000.00			-4,300,000.00
4102	82	23380W523	Money Market Fund	Purchase	01/02/2019			56,306.31			-56,306.31
5024	82	3130A8H48	FHLB-C 1.15% MAT	Interest	01/02/2019	07/01/2020				28,750.00	28,750.00
5294	82	797869XU7	SFOTRN 2.387%	Interest	01/02/2019	07/01/2021				16,529.98	16,529.98
5294	82	797869XU7	SFOTRN 2.387%	Accr Int	01/02/2019	07/01/2021			14,601.48	-14,601.48	0.00
4102	82	23380W523	Money Market Fund	Interest	01/02/2019					56,306.31	56,306.31
Totals for 01/02/2019								4,401,586.28	14,601.48	86,984.81	-4,300,000.00
4102	82	23380W523	Money Market Fund	Purchase	01/03/2019			3,206.14			-3,206.14
4102	82	23380W523	Money Market Fund	Redemption	01/03/2019				9,300,000.00		9,300,000.00
5250	82	624786CU1	MUFG 2.65% MAT	Interest	01/03/2019	07/06/2020				3,206.14	3,206.14
Totals for 01/03/2019								3,206.14	9,300,000.00	3,206.14	9,300,000.00
4102	82	23380W523	Money Market Fund	Purchase	01/04/2019			7,300,000.00			-7,300,000.00
Totals for 01/04/2019								7,300,000.00			-7,300,000.00
4102	82	23380W523	Money Market Fund	Redemption	01/07/2019				900,000.00		900,000.00
Totals for 01/07/2019									900,000.00		900,000.00
4102	82	23380W523	Money Market Fund	Redemption	01/08/2019				3,400,000.00		3,400,000.00
Totals for 01/08/2019									3,400,000.00		3,400,000.00
4102	82	23380W523	Money Market Fund	Redemption	01/09/2019				1,850,000.00		1,850,000.00
Totals for 01/09/2019									1,850,000.00		1,850,000.00
4102	82	23380W523	Money Market Fund	Redemption	01/10/2019				3,550,000.00		3,550,000.00
Totals for 01/10/2019									3,550,000.00		3,550,000.00
4102	82	23380W523	Money Market Fund	Redemption	01/11/2019				550,000.00		550,000.00
Totals for 01/11/2019									550,000.00		550,000.00
4102	82	23380W523	Money Market Fund	Purchase	01/14/2019			36,000.00			-36,000.00
4102	82	23380W523	Money Market Fund	Purchase	01/14/2019			950,000.00			-950,000.00
5202	82	037833DE7	AAPL 2.4% MAT	Interest	01/14/2019	01/13/2023				36,000.00	36,000.00
Totals for 01/14/2019								986,000.00		36,000.00	-950,000.00
5314	82	3130AFMS3	FEDERAL HOME	Purchase	01/15/2019	01/15/2021		2,000,000.00			-2,000,000.00

Santa Clara Valley Water Dist.
Transaction Activity Report
Sorted by Transaction Date - Transaction Date

Investment #	Fund	CUSIP	Inv Descrip	TransactionType	TransactionDate	MaturityDate	RedemptionType	New Principal	Principal Paydowns	Interest	Total Cash
88-0237LAIF	82	SYS88-0237LAIF	LAIF 4.958%	Purchase	01/15/2019			295,484.40			-295,484.40
4102	82	23380W523	Money Market Fund	Redemption	01/15/2019				2,000,000.00		2,000,000.00
4102	82	23380W523	Money Market Fund	Redemption	01/15/2019				1,350,000.00		1,350,000.00
88-0237LAIF	82	SYS88-0237LAIF	LAIF 4.958%	Interest	01/15/2019					295,484.40	295,484.40
Totals for 01/15/2019								2,295,484.40	3,350,000.00	295,484.40	1,350,000.00
5315	82	583614BL5	MECBK 2.4% MAT	Purchase	01/16/2019	07/16/2019		240,000.00			-240,000.00
4102	82	23380W523	Money Market Fund	Purchase	01/16/2019			5,000,000.00			-5,000,000.00
4102	82	23380W523	Money Market Fund	Purchase	01/16/2019			662.47			-662.47
4102	82	23380W523	Money Market Fund	Purchase	01/16/2019			32,375.00			-32,375.00
5238	82	3130AE6H8	FEDERAL HOME	Redemption	01/16/2019	05/02/2023	Call		4,995,000.00		4,995,000.00
5238	82	3130AE6H8	FEDERAL HOME	Cap G/L	01/16/2019	05/02/2023			5,000.00		5,000.00
4102	82	23380W523	Money Market Fund	Redemption	01/16/2019				240,000.00		240,000.00
5238	82	3130AE6H8	FEDERAL HOME	Interest	01/16/2019	05/02/2023				32,375.00	32,375.00
5260	82	33715LBT6	1STTCH 3.25% MAT	Interest	01/16/2019	07/18/2022				662.47	662.47
Totals for 01/16/2019								5,273,037.47	5,240,000.00	33,037.47	0.00
4102	82	23380W523	Money Market Fund	Purchase	01/17/2019			300,000.00			-300,000.00
Totals for 01/17/2019								300,000.00			-300,000.00
4102	82	23380W523	Money Market Fund	Purchase	01/18/2019			5,900,000.00			-5,900,000.00
Totals for 01/18/2019								5,900,000.00			-5,900,000.00
4102	82	23380W523	Money Market Fund	Purchase	01/22/2019			326.14			-326.14
4102	82	23380W523	Money Market Fund	Purchase	01/22/2019			359.26			-359.26
4102	82	23380W523	Money Market Fund	Purchase	01/22/2019			39,375.00			-39,375.00
4102	82	23380W523	Money Market Fund	Purchase	01/22/2019			40,625.00			-40,625.00
4102	82	23380W523	Money Market Fund	Redemption	01/22/2019				7,650,000.00		7,650,000.00
5056	82	3137EAEB1	FMAC-C 0.875%	Interest	01/22/2019	07/19/2019				13,125.00	13,125.00
5080	82	3137EAEB1	FMAC-C 0.875%	Interest	01/22/2019	07/19/2019				13,125.00	13,125.00
5083	82	3137EAEB1	FMAC-C 0.875%	Interest	01/22/2019	07/19/2019				13,125.00	13,125.00
5140	82	062883AN7	BHOPE 1.6% MAT	Interest	01/22/2019	03/22/2019				326.14	326.14
5161	82	410493CN8	HANMI 1.8% MAT	Interest	01/22/2019	11/22/2019				359.26	359.26
5180	82	3135G0A78	FNDN 1.625% MAT	Interest	01/22/2019	01/21/2020				40,625.00	40,625.00
Totals for 01/22/2019								80,685.40	7,650,000.00	80,685.40	7,650,000.00
5318	82	3133EJP60	FEDERAL FARM CR	Purchase	01/23/2019	05/02/2023		3,059,700.00			-3,059,700.00
5320	82	3133EJET2	FEDERAL FARM CR	Purchase	01/23/2019	03/06/2023		3,029,965.00			-3,029,965.00
5319	82	3130AFE78	FEDERAL HOME	Purchase	01/23/2019	12/09/2022		3,052,160.00			-3,052,160.00
4102	82	23380W523	Money Market Fund	Purchase	01/23/2019			10,000,000.00			-10,000,000.00
4102	82	23380W523	Money Market Fund	Redemption	01/23/2019				33,565.00		33,565.00
4102	82	23380W523	Money Market Fund	Redemption	01/23/2019				19,250.00		19,250.00
4102	82	23380W523	Money Market Fund	Redemption	01/23/2019				20,250.00		20,250.00

Santa Clara Valley Water Dist.
Transaction Activity Report
Sorted by Transaction Date - Transaction Date

Investment #	Fund	CUSIP	Inv Descrpt	TransactionType	TransactionDate	MaturityDate	RedemptionType	New Principal	Principal Paydowns	Interest	Total Cash
4102	82	23380W523	Money Market Fund	Redemption	01/23/2019				2,996,400.00		2,996,400.00
4102	82	23380W523	Money Market Fund	Redemption	01/23/2019				3,032,910.00		3,032,910.00
4102	82	23380W523	Money Market Fund	Redemption	01/23/2019				3,039,450.00		3,039,450.00
Totals for 01/23/2019								19,141,825.00	9,141,825.00		-10,000,000.00
5322	82	3133EJET2	FEDERAL FARM CR	Purchase	01/24/2019	03/08/2023		3,030,288.00			-3,030,288.00
5323	82	3130AFAP2	FEDERAL HOME	Purchase	01/24/2019	10/30/2023		3,044,000.00			-3,044,000.00
4102	82	23380W523	Money Market Fund	Purchase	01/24/2019			339.30			-339.30
4102	82	23380W523	Money Market Fund	Purchase	01/24/2019			15,000,000.00			-15,000,000.00
4102	82	23380W523	Money Market Fund	Redemption	01/24/2019				33,810.00		33,810.00
4102	82	23380W523	Money Market Fund	Redemption	01/24/2019				24,500.00		24,500.00
4102	82	23380W523	Money Market Fund	Redemption	01/24/2019				2,996,478.00		2,996,478.00
4102	82	23380W523	Money Market Fund	Redemption	01/24/2019				3,019,500.00		3,019,500.00
5160	82	69406PCQ0	PCB 1.7% MAT	Interest	01/24/2019	11/25/2019				339.30	339.30
Totals for 01/24/2019								21,074,627.30	6,074,288.00	339.30	-15,000,000.00
5324	82	3133EJ8C8	FEDERAL FARM CR	Purchase	01/25/2019	04/25/2022		3,000,000.00			-3,000,000.00
5327	82	3133EJW70	FEDERAL FARM CR	Purchase	01/25/2019	05/26/2021		3,033,605.42			-3,033,605.42
5326	82	3136G02F7	FEDERAL NATL	Purchase	01/25/2019	05/07/2021		2,132,488.04			-2,132,488.04
5325	82	3136G3U94	FEDERAL NATL	Purchase	01/25/2019	05/25/2021		978,773.33			-978,773.33
4102	82	23380W523	Money Market Fund	Purchase	01/25/2019			46,800.00			-46,800.00
4102	82	23380W523	Money Market Fund	Purchase	01/25/2019			10,000,000.00			-10,000,000.00
4102	82	23380W523	Money Market Fund	Redemption	01/25/2019				5,833.33		5,833.33
4102	82	23380W523	Money Market Fund	Redemption	01/25/2019				7,533.07		7,533.07
4102	82	23380W523	Money Market Fund	Redemption	01/25/2019				14,135.42		14,135.42
4102	82	23380W523	Money Market Fund	Redemption	01/25/2019				972,940.00		972,940.00
4102	82	23380W523	Money Market Fund	Redemption	01/25/2019				2,124,954.97		2,124,954.97
4102	82	23380W523	Money Market Fund	Redemption	01/25/2019				3,019,470.00		3,019,470.00
4102	82	23380W523	Money Market Fund	Redemption	01/25/2019				3,000,000.00		3,000,000.00
5262	82	3133EJVE6	FEDERAL FARM CR	Interest	01/25/2019	07/25/2022				46,800.00	46,800.00
Totals for 01/25/2019								19,191,666.79	9,144,866.79	46,800.00	-10,000,000.00
5332	82	3130AFE78	FEDERAL HOME	Purchase	01/26/2019	12/09/2022		3,054,910.00			-3,054,910.00
4102	82	23380W523	Money Market Fund	Purchase	01/26/2019			30,450.00			-30,450.00
4102	82	23380W523	Money Market Fund	Purchase	01/28/2019			3,000,000.00			-3,000,000.00
4102	82	23380W523	Money Market Fund	Purchase	01/28/2019			468.82			-468.82
4102	82	23380W523	Money Market Fund	Redemption	01/28/2019				20,500.00		20,500.00
4102	82	23380W523	Money Market Fund	Redemption	01/28/2019				3,034,410.00		3,034,410.00
5086	82	3133EG5D9	FFCB 2.03% MAT	Interest	01/28/2019	01/27/2022				30,450.00	30,450.00
5233	82	320337BV9	FIGBCA 2.3% MAT	Interest	01/28/2019	08/28/2020				468.82	468.82
Totals for 01/28/2019								6,085,828.82	3,054,910.00	30,918.82	-3,000,000.00

Santa Clara Valley Water Dist.
Transaction Activity Report
Sorted by Transaction Date - Transaction Date

Investment #	Fund	CUSIP	Inv Descrip	TransactionType	TransactionDate	MaturityDate	RedemptionType	New Principal	Principal Paydowns	Interest	Total Cash
5331	82	79765R3U1	SFOWTR 2.619%	Purchase	01/29/2019	11/01/2022		872,289.25			-872,289.25
4102	82	23380W523	Money Market Fund	Purchase	01/29/2019			2,700,000.00			-2,700,000.00
4102	82	23380W523	Money Market Fund	Redemption	01/29/2019				5,601.75		5,601.75
4102	82	23380W523	Money Market Fund	Redemption	01/29/2019				866,687.50		866,687.50
Totals for 01/29/2019								3,572,289.25	872,289.25		-2,700,000.00
5321	82	3134GSS63	FEDERAL HOME	Purchase	01/30/2019	01/30/2023		3,000,000.00			-3,000,000.00
4102	82	23380W523	Money Market Fund	Purchase	01/30/2019			2,238.25			-2,238.25
4102	82	23380W523	Money Market Fund	Purchase	01/30/2019			75,000.00			-75,000.00
4102	82	23380W523	Money Market Fund	Purchase	01/30/2019			29,225.00			-29,225.00
4102	82	23380W523	Money Market Fund	Purchase	01/30/2019			30,000.00			-30,000.00
4102	82	23380W523	Money Market Fund	Redemption	01/30/2019				3,000,000.00		3,000,000.00
4102	82	23380W523	Money Market Fund	Redemption	01/30/2019				500,000.00		500,000.00
5087	82	3130AAQV3	FHLB 1.67% MAT	Interest	01/30/2019	04/30/2020				29,225.00	29,225.00
5153	82	3134GBV82	FHLMC 2% MAT	Interest	01/30/2019	07/30/2021				30,000.00	30,000.00
5186	82	05368TAT8	AVID 1.85% MAT	Interest	01/30/2019	04/30/2019				2,238.25	2,238.25
5261	82	3134GSSX4	FEDERAL HOME	Interest	01/30/2019	12/30/2021				75,000.00	75,000.00
Totals for 01/30/2019								3,136,463.25	3,500,000.00	136,463.25	500,000.00
4102	82	23380W523	Money Market Fund	Redemption	01/31/2019				5,800,000.00		5,800,000.00
Totals for 01/31/2019									5,800,000.00		5,800,000.00
Grand Total								98,742,700.11	73,392,780.52	749,919.59	-24,600,000.00

**Santa Clara Valley Water Dist.
Purchases Report
Sorted by Fund - Fund
January 1, 2019 - January 31, 2019**

SANTA CLARA VALLEY WATER
5750 Almaden Expressway
San Jose, San Jose, Ca 951
(408)265-2607

CUSIP	Investment #	Fund	Sec. Type	Issuer	Original Par Value	Purchase Date	Payment	Principal Purchase	Accrued at Purchase	Rate at Purchas	Maturity Date	YTM	Ending Book Value
Treasury Management Fund													
3130AFMS3	5314	82	FAC	FHLB	2,000,000.00	01/15/2019	04/15 - Quarterly	2,000,000.00		2.500	01/15/2021	2.500	2,000,000.00
583614BL5	5315	82	NCB	MECBK	240,000.00	01/16/2019	07/16 - At Maturity	240,000.00		2.400	07/16/2019	2.400	240,000.00
SYS5317	5317	82	PA3	ACU	240,000.00	01/18/2019	02/18 - Monthly	240,000.00		2.470		2.470	240,000.00
3133EJP60	5318	82	FAC	FFCB	3,000,000.00	01/23/2019	05/02 - 11/02	3,039,450.00	20,250.00	3.000	05/02/2023	2.672	3,059,494.93
3133EJET2	5320	82	FAC	FFCB	3,000,000.00	01/23/2019	03/06 - 09/06	2,998,400.00	33,565.00	2.940	03/06/2023	2.971	3,029,984.42
3130AFE78	5319	82	FAC	FHLB	3,000,000.00	01/23/2019	06/09 - 12/09	3,032,910.00	19,250.00	3.000	12/09/2022	2.699	3,051,971.40
3133EJET2	5322	82	FAC	FFCB	3,000,000.00	01/24/2019	03/06 - 09/06	2,996,478.00	33,810.00	2.940	03/06/2023	2.970	3,030,304.64
3130AFAP2	5323	82	FAC	FHLB	3,000,000.00	01/24/2019	04/30 - 10/30	3,019,500.00	24,500.00	3.500	10/30/2023	2.634	3,043,920.45
3133EJ6C8	5324	82	FAC	FFCB	3,000,000.00	01/25/2019	04/25 - 10/25	3,000,000.00		2.940	04/25/2022	2.940	3,000,000.00
3133EJW70	5327	82	FAC	FFCB	3,000,000.00	01/25/2019	05/26 - 11/26	3,019,470.00	14,135.42	2.875	05/26/2021	2.586	3,033,486.51
3136G02F7	5326	82	FAC	FNMA	2,173,000.00	01/25/2019	05/07 - 11/07	2,124,954.97	7,533.07	1.600	05/07/2021	2.603	2,132,838.73
3136G3U94	5325	82	FAC	FNMA	1,000,000.00	01/25/2019	02/25 - 08/25	972,940.00	5,833.33	1.400	05/25/2021	2.603	978,966.62
3130AFE78	5332	82	FAC	FHLB	3,000,000.00	01/28/2019	06/09 - 12/09	3,034,410.00	20,500.00	3.000	12/09/2022	2.684	3,054,835.79
79765R3U1	5331	82	MUN	SFOWTR	875,000.00	01/29/2019	05/01 - 11/01	866,667.50	5,601.75	2.619	11/01/2022	2.887	872,301.55
3134GSS63	5321	82	FAC	FHLMC	3,000,000.00	01/30/2019	07/30 - 01/30	3,000,000.00		2.800	01/30/2023	2.800	3,000,000.00
				Subtotal	33,528,000.00			33,583,200.47	184,978.57				33,768,085.04
				Total Purchases	33,528,000.00			33,583,200.47	184,978.57				33,768,085.04



MEMORANDUM

FC 14 (02-08-19)

TO: Board of Directors


FROM: Nina Hawk

SUBJECT: Letter from DWR to Delta Conveyance Design and Construction Authority (DCA) Regarding DWR Direction to DCA

DATE: February 19, 2019

During his first State of State address on February 12, 2019, Governor Newsom stated that he supports a revised delta conveyance project that consists of a single tunnel.

In response to Governor Newsom's statement, the Department of Water Resources (DWR) sent a letter (See Attachment 1) to the Delta Conveyance Design and Construction Authority (DCA) on February 15, 2019. The letter stated that "the conceptual proposal may constitute a material change to the conveyance project described in the Joint Exercise of Powers Agreement (JEPA)" between DWR and the DCA. DWR has requested the DCA hold in abeyance any new financial commitments or obligations associated with the WaterFix project. DWR also requested the DCA to coordinate closely with DWR over the coming weeks as the project develops.


FOR: CHRISTOPHER HAWK

Nina Hawk
Chief Operating Officer
Water Utility Enterprise

Attachment 1: DWR Letter to Delta Conveyance Design and Construction Authority, 2/15/2019

DEPARTMENT OF WATER RESOURCES

1416 NINTH STREET, P.O. BOX 942836
SACRAMENTO, CA 94234-0001
(916) 658-5791



February 15, 2019

Ms. Jill Duerig
Interim Executive Director
Delta Conveyance Design and Construction Authority
1121 L Street, Suite 1045
Sacramento, California 95814

Subject: 19-02 DWR direction to DCA based on Governor Newsom's State of the State Address

Dear Ms. Duerig:

In his first State of the State address, delivered on February 12, 2019, Governor Newsom laid out a new direction for delta conveyance that builds upon the work done during previous administrations. Governor Newsom offered his support for a revised project consisting of a single tunnel.

The Governor's conceptual proposal may constitute a material change to the conveyance project described in the Joint Exercise of Powers Agreement (JEPA) between the Department of Water Resources (Department) and the Delta Conveyance Design and Construction Authority (DCA). Because the funding commitments provided to the Department by certain State Water Project contractors to support the DCA's work are closely aligned to the project described in the JEPA, the Department requests the DCA hold in abeyance any new financial commitments or obligations associated with the WaterFix project approved on July 21, 2017 (and revised by the approval on January 23, 2018), and coordinate closely with the Department over the coming weeks as the project develops.

The Department is eager to move forward with a conveyance project that is consistent with the Governor's vision. The DCA has an important role to play in developing these revisions to California WaterFix in partnership with the Department. I look forward to meeting with you at your earliest convenience to discuss our path forward.

If you have any questions about the foregoing, please contact me at 916-651-9238.

Sincerely,



Gary Lippner
Deputy Director
Delta Conveyance

cc: Karla Nemeth, Director, Department of Water Resources
Ken Bogdan, Office of Chief Counsel, Department of Water Resources

Attachment 1, Page 2 of 2



MEMORANDUM

FC 14 (02-08-19)

TO: Board of Directors

FROM: Nina Hawk

SUBJECT: 2019 Protection and Augmentation of Water Supplies (PAWS) Report


DATE: February 22, 2019

The Report on Protection and Augmentation of Water Supplies (PAWS), 2019 was filed with the Clerk of the Board on February 22, 2019 as required by the District Act. It contains the recommended groundwater production and other water charges for fiscal year 2019-20. A copy for your review in preparation for the public hearing, which opens on April 9, 2019 can be downloaded at the following URL:

<http://www.valleywater.org/2019-20GroundwaterChargeProcess>

Also posted at the above URL, or linked from that page, are the notices to well owners and surface water users, which describe the rate-setting process, give the rationale for the determination of proposed rates, and provide the dates and times of upcoming public hearings. These notices were mailed to all well owners and surface water users of record on February 22. Note that there are four notices, a groundwater and a surface water notice for North County Zone W-2 and a groundwater and a surface water notice for South County Zone W-5. A total of 1,206 North County and 3,964 South County customers receive these notices. The information will also be shared with subscribers to the district's 30,000+ eNewsletter in March.

Hardcopies of the PAWS report and the well owner notices are available upon request. If you have any questions, please call me at 408 630-2736 or Darin Taylor at 408 630-3068.


For: Nina Hawk *CHRISTOPHER HAWK*
Chief Operating Officer
Water Utility Enterprise

CC: N. Camacho, D. Taylor, J. Abadilla

kam

2019 Non-Agenda Memo re PAWS from Nina Hawk-021919.docx