

February 15, 2022

**MEETING NOTICE****WATER CONSERVATION AND DEMAND MANAGEMENT COMMITTEE**

Members of the Water Conservation and Demand Management Committee:

Director Nai Hsueh, Committee Vice Chair  
Director Barbara F. Keegan  
Director Linda J. LeZotte, Committee Chair

Staff Support of the Water Conservation and Demand Management Committee:

Rick L. Callender, Esq., Chief Executive Officer  
Melanie Richardson, Assistant Chief Executive Officer  
Aaron Baker, Chief Operating Officer, Water Utility  
Rachael Gibson, Chief of External Affairs  
J. Carlos Orellana, District Counsel  
Gregory Williams, Deputy Operating Officer, Raw Water Division  
Vincent Gin, Deputy Operating Officer, Water Supply Division  
Sam Bogale, Interim Deputy Operating Officer, Treated Water Operations & Maintenance Division  
Don Rocha, Deputy Administrative Officer, Office of Government Relations  
Bart Broome, Assistant Officer, Office of Government Relations  
Antonio Alfaro, Government Relations Advocate, Office of Government Relations  
Kirsten Struve, Assistant Officer, Water Supply Division  
Vanessa De La Piedra, Groundwater Management Manager, Groundwater Monitoring and Analysis Unit  
Metra Richert, Unit Manager of the Water Supply Planning and Conservation Unit  
Samantha Greene, Senior Water Resources Specialist, Water Supply Planning & Conservation Unit  
Jing Wu, Senior Water Resources Specialist, Water Supply Planning & Conservation Unit  
Justin Burks, Senior Water Conservation Specialist, Water Supply Planning & Conservation Unit

The regular meeting of the Water Conservation and Demand Management Committee is scheduled to be held on **Wednesday, February 23, 2022, at 10:00 a.m.**, Join Zoom Meeting Link: <https://valleywater.zoom.us/j/92597340524>.

The meeting agenda and corresponding materials are located on our website: <https://www.valleywater.org/how-we-operate/committees/board-advisory-committees>



## **Water Conservation and Demand Management Committee Meeting**

Join Zoom Meeting

<https://valleywater.zoom.us/j/92597340524>

Meeting ID: 925 9734 0524

One tap mobile

+16699009128,,92597340524# US (San Jose)

Dial by your location

+1 669 900 9128 US (San Jose)

Meeting ID: 925 9734 0524



# Santa Clara Valley Water District Water Conservation and Demand Management Committee Meeting

**Teleconference-via Zoom**

**Join Zoom Meeting:**

**<https://valleywater.zoom.us/j/92597340524>**

## REGULAR MEETING AGENDA

**Wednesday, February 23, 2022  
10:00 AM**

**District Mission: Provide Silicon Valley safe, clean water for a healthy life, environment and economy.**

**BOARD REPRESENTATIVES:**  
Director Nai Hsueh, Committee Vice  
Chair  
Director Barbara Keegan  
Director Linda J. LeZotte, Committee  
Chair

During the COVID-19 restrictions, all public records relating to an open session item on this agenda, which are not exempt from disclosure pursuant to the California Public Records Act, that are distributed to a majority of the legislative body, will be available to the public through the legislative body agenda web page at the same time that the public records are distributed or made available to the legislative body. Santa Clara Valley Water District will make reasonable efforts to accommodate persons with disabilities wishing to participate in the legislative body's meeting. Please advise the Clerk of the Board Office of any special needs by calling (408) 265-2600.

Mr. Vincent Gin  
Ms. Kirsten Struve  
(Staff Liaisons)

Ms. Glenna Brambill,  
(COB Liaison)  
Management Analyst II  
gbrambill@valleywater.org  
1-408-630-2408

**Note: The finalized Board Agenda, exception items and supplemental items will be posted prior to the meeting in accordance with the Brown Act.**

**Santa Clara Valley Water District**  
**Water Conservation and Demand Management Committee**  
**REGULAR MEETING**  
**AGENDA**

---

Wednesday, February 23, 2022

10:00 AM

Teleconference-via Zoom

---

\*\*\*BY VIRTUAL TELECONFERENCE ONLY\*\*\*

Pursuant to California Government Code section 54953(e), this meeting will be held by teleconference only. No physical location will be available for this meeting; however, members of the public will be able to participate in the meeting as noted below.

In accordance with the requirements of Gov. Code Section 54954.3(a), members of the public wishing to address the Board/Committee at a video conferenced meeting, during public comment or on any item listed on the agenda, should use the "Raise Hand" tool located in the Zoom meeting link listed on the agenda, at the time the item is called. Speakers will be acknowledged by the Board Chair in the order requests are received and granted speaking access to address the Board.

Santa Clara Valley Water District (Valley Water) in complying with the Americans with Disabilities Act (ADA), requests individuals who require special accommodations to access and/or participate in Valley Water Committee meetings to please contact the Clerk of the Board's office at (408) 630-2711, at least 3 business days before the scheduled meeting to ensure that Valley Water may assist you.

This agenda has been prepared as required by the applicable laws of the State of California, including but not limited to, Government Code Sections 54950 et. seq. and has not been prepared with a view to informing an investment decision in any of Valley Water's bonds, notes or other obligations. Any projections, plans or other forward-looking statements included in the information in this agenda are subject to a variety of uncertainties that could cause any actual plans or results to differ materially from any such statement. The information herein is not intended to be used by investors or potential investors in considering the purchase or sale of Valley Water's bonds, notes or other obligations and investors and potential investors should rely only on information filed by Valley Water on the Municipal Securities Rulemaking Board's Electronic Municipal Market Access System for municipal securities disclosures and Valley Water's Investor Relations website, maintained on the World Wide Web at <https://emma.msrb.org/> and <https://www.valleywater.org/how-we-operate/financebudget/investor-relations>, respectively.

Under the Brown Act, members of the public are not required to provide identifying information in order to attend public meetings. Through the link below, the Zoom webinar program requests entry of a name and email address, and Valley Water is unable to modify this requirement. Members of the public not wishing to provide such identifying information are encouraged to enter "Anonymous" or some other reference under name and to enter a fictional email address (e.g., attendee@valleywater.org) in lieu of their actual address. Inputting such values will not impact your ability to access the meeting through Zoom.

**Join Zoom Meeting:**  
**<https://valleywater.zoom.us/j/92597340524>**

**Meeting ID: 925 9734 0524**  
**One tap mobile**  
**+16699009128,,92597340524# US (San Jose)**

**1. CALL TO ORDER:**

1.1. Roll Call.

**2. TIME OPEN FOR PUBLIC COMMENT ON ANY ITEM NOT ON THE AGENDA.**

*Notice to the Public: Members of the public who wish to address the Committee on any item not listed on the agenda should access the "Raise Hand" tool located in Zoom meeting link listed on the agenda. Speakers will be acknowledged by the Committee Chair in order requests are received and granted speaking access to address the Committee. Speakers comments should be limited to two minutes or as set by the Chair. The law does not permit Committee action on, or extended discussion of, any item not on the agenda except under special circumstances. If Committee action is requested, the matter may be placed on a future agenda. All comments that require a response will be referred to staff for a reply in writing. The Committee may take action on any item of business appearing on the posted agenda.*

**3. APPROVAL OF MINUTES:**

3.1. Approval of Minutes.

[22-0242](#)

Recommendation: Approve the January 24, 2022, Meeting Minutes

Manager: Candice Kwok-Smith, 408-630-3193

Attachments: [Attachment 1: 01242022 WCaDMC DRAFT Mins](#)

Est. Staff Time: 5 Minutes

**4. ACTION ITEMS:**

- 4.1. Monthly update on progress towards Valley Water Resolution 21-68's water use reduction target and water conservation efforts related to the drought emergency. [22-0243](#)

Recommendation: Receive an update on progress towards meeting the Board's call for water use reduction in response to the water shortage emergency condition and water conservation efforts relevant to the overall drought emergency response and provide feedback to staff.

Manager: Kirsten Struve, 408-630-3138

Attachments: [Attachment 1: PowerPoint Presentation](#)  
[Attachment 2: January Drought Report](#)

Est. Staff Time: 20 Minutes

- 4.2. Drought Response Plan Update. [22-0244](#)

Recommendation: Receive and Discuss update for the Drought Response Plan.

Manager: Kirsten Struve, 408-630-3138

Attachments: [Attachment 1: PowerPoint Presentation](#)

Est. Staff Time: 20 Minutes

- 4.3. Standing Items Report. [22-0245](#)

Recommendation: A. This agenda item allows the Committee to receive verbal or written updates and discuss the below subjects. These items are generally informational; however, the Committee may request additional information from staff:

B. This is informational only and no action is required. *Staff may provide a verbal update at the 2/23/2022, meeting if there is reportable/updated information.*

1. Sustainable Groundwater Management Act (SGMA)
2. Flood MAR
3. Agricultural Water Use Baseline Study

Manager: Candice Kwok-Smith, 408-630-3193

Est. Staff Time: 5 Minutes

- 4.4. Review Water Conservation and Demand Management Committee Work Plan, the Outcomes of Board Action of Committee Requests; and the Committee's Next Meeting Agenda.

[22-0246](#)

Recommendation: Review the Committee work plan to guide the committee's discussions regarding policy alternatives and implications for Board deliberation.

Manager: Candice Kwok-Smith, 408-630-3193

Attachments: [Attachment 1: WCaDMC Work Plan](#)

Est. Staff Time: 5 Minutes

**5. CLERK REVIEW AND CLARIFICATION OF COMMITTEE REQUESTS.**

*This is an opportunity for the Clerk to review and obtain clarification on any formally moved, seconded, and approved requests and recommendations made by the Committee during the meeting.*

**6. ADJOURN:**

- 6.1. Adjourn to Regular Meeting at 11:00 a..m., on Monday, March 21, 2022.

**This Page Intentionally Left Blank**





# Santa Clara Valley Water District

---

**File No.:** 22-0242

**Agenda Date:** 2/23/2022

**Item No.:** 3.1.

---

## COMMITTEE AGENDA MEMORANDUM

### Water Conservation and Demand Management Committee

**SUBJECT:**

Approval of Minutes.

**RECOMMENDATION:**

Approve the January 24, 2022, Meeting Minutes

**SUMMARY:**

A summary of Committee discussions, and details of all actions taken by the Committee, during all open and public Committee meetings, is transcribed and submitted for review and approval.

Upon Committee approval, minutes transcripts are finalized and entered into the District's historical records archives and serve as historical records of the Committee's meeting.

**ATTACHMENTS:**

Attachment 1: 01242022 WCaDMC Draft Minutes

**UNCLASSIFIED MANAGER:**

Candice Kwok-Smith, 408-630-3193

**This Page Intentionally Left Blank**



WATER CONSERVATION AND DEMAND MANAGEMENT COMMITTEE MEETING

---

# DRAFT MINUTES

---

**MONDAY, JANUARY 24, 2022**

A regular scheduled meeting of the Water Conservation and Demand Management Committee was held on January 24, 2022, via zoom in San Jose, California.

**1. CALL TO ORDER**

Committee Chair Director Linda J. LeZotte called the meeting to order at 11:00 a.m.

**1.1. ROLL CALL**

Committee Board Members in attendance were: Committee Vice Chair, Director Nai Hsueh (District 5), Director Barbara F. Keegan (District 2), Committee Chair, Director Linda J. LeZotte (District 4) establishing a quorum.

Staff members in attendance were: Aaron Baker, Roseryn Bhudsabourg, Neeta Bijoor, Sam Bogale, Glenna Brambill, Justin Burks, Vanessa De La Piedra, Phil Dolan, Melissa Fels, Vincent Gin, Samantha Greene, Andy Gschwind, Jason Gurdak, Alexander Johanson, Matt Keller, Nicholas Murphy, Carlos Orellana, Colin Resch, Metra Richert, Don Rocha, Mary Samar, Ashley Shannon, Kirsten Struve, Gregory Williams, and Jing Wu.

Guest Agencies in attendance were: Michael Bolzowski (California Water Service Company), Brian Boyer (Cinnabar Hills Golf Club), Anthony Eulo (City of Morgan Hill), Andrew Fisher, Ph.D. (UC Santa Cruz), Tim Guster (Great Oaks Water Company), Anna Rallings, Ph.D. (UC Merced), Curt Rayer, John Tang and Bill Tuttle (San Jose Water Company-SJWC).

Public in attendance was: Arthur M. Keller, Ph.D., Doug Muirhead, and Director John L. Varela (Valley Water Board Vice Chair, District 1).

**2. TIME OPEN FOR PUBLIC COMMENT ON ANY ITEM NOT ON AGENDA**

There was no one present who wished to speak.

**3. APPROVAL OF MINUTES**

**3.1 APPROVAL OF MINUTES**

It was moved by Director Nai Hsueh, seconded by Director Barbara Keegan, and carried by roll call and unanimous vote, to approve the minutes of the December 20, 2021, Water Conservation and Demand Management Committee meeting as presented.

**4. ACTION ITEMS**

**4.1 MONTHLY UPDATE ON PROGRESS TOWARDS VALLEY WATER RESOLUTION 21-68'S WATER USE REDUCTION TARGET AND WATER CONSERVATION EFFORTS RELATED TO THE DROUGHT EMERGENCY**

Ms. Neeta Bijoor reviewed the materials as outlined in the agenda items.

The Water Conservation and Demand Management Committee discussed the following: Farm Bureau engagement, water conservation, retailer progress, water usage reduction and downward trending, monthly fluctuations, partnering with retailers (San Jose Water Company's (SJW) recent customer communication, thanks to those conserving water, and partnering with the farmers.

Public Comments:

Mr. Bill Tuttle (San Jose Water Company-SJWC) reported on:

- December numbers-is good news, conserved an additional 7% down from November but will end up being above 1%-2% of 2019 results. This will be an issue through March 2022 as 2019 was the 3<sup>rd</sup> lowest usage they've had over 30 years for the winter and overall, the whole year was the 4<sup>th</sup> lowest usage. The numbers will need to be lower than their lowest usage of the last 30 years to meet the 15% below 2019 numbers during the next 3 months, even though people are conserving, it is still going to be hard to reach the target.

Mr. Anthony Eulo (City of Morgan Hill) reported on:

- The trend is good, they are 4% over compared to 2019, if comparison month is low, it will be difficult to reach the target. They are way under the 2020 numbers, however, substantially under the 2013 numbers, some took permanent action, but water use is not recovered and way under 2013. If Valley Water could remind the media of this when reporting out, it would be advantageous. There has been a lot of growth in the County since 2013 and being under should be applauded. He appreciated staff's approach with the agricultural community since they are large water 'drivers' and all of the efforts made during the drought has not gone unnoticed.

Ms. Roseryn Bhudsabourg, Mr. Aaron Baker, Mr. Don Rocha, and Ms. Kirsten Struve were available to answer questions.

The Water Conservation and Demand Management Committee took no action.

**4.2. AGRICULTURAL WATER USE BASELINE STUDY UPDATE**

Ms. Samantha Greene and Ms. Anna Rallings (UC Merced) reviewed the materials as outlined in the agenda items.

The Water Conservation and Demand Management Committee discussed the following: economic data, expert stakeholders, field visits to validate economic data, water rates, downward

trends, agricultural land usage, reasonable water prices, crops, cropping patterns/trends and irrigation methods.

Public Comment:

- Mr. Anthony Eulo (City of Morgan Hill) commented that people desire to have locally grown food and the study may want to look at that. The number one crop in terms of value in Santa Clara Valley is nursery crops and second is mushrooms on an economic value.

The Water Conservation and Demand Management Committee took no action.

#### **4.3. FLOOD-MANAGED AQUIFER RECHARGE PRELIMINARY FEASIBILITY STUDY FOR SANTA CLARA COUNTY**

Ms. Samantha Greene and Andrew Fisher, Ph.D., (UC Santa Cruz) reviewed the materials as outlined in the agenda items.

The Water Conservation and Demand Management Committee discussed the following: academia partnerships, GIS tools, are excited about the approach the team is taking and the next steps.

Public question:

- Arthur Keller, Ph.D., asked if the San Francisquito Creek or other creeks in the northern part of county included in the study and are they considered for flood protection.

The Water Conservation and Demand Management Committee took no action.

#### **4.4 STANDING ITEMS REPORT**

Committee Chair Director Linda J. LeZotte reviewed the materials as outlined in the agenda items.

Mr. Jason Gurdak reported on the following:

Sustainable Groundwater Management Act (SGMA)

- The North San Benito Subbasin is largely located within San Benito County, with small portions within Santa Clara County. Both San Benito County Water District (SBCWD) and Valley Water are GSAs for the North San Benito Subbasin. SBCWD was lead on GSP development and Valley Water provided support and served on the Technical Advisory Committee (TAC).
- The North San Benito GSP was adopted by the SBCWD Board of Directors on November 17, 2021, and by the Valley Water Board of Directors on December 14, 2021. The update is that the final GSP is available on the SBCWD website at <https://www.sbcwd.com/gsp-development/> and was submitted to DWR a couple weeks ago (Jan 13, 2022) for review and approval before the statutory deadline of January 31, 2022.
- Next steps: DWR is required to complete the review and approval process within a year and half, and we'll keep this Committee updated when we get the formal response from DWR.

The Water Conservation and Demand Management Committee took no action.

**4.5 REVIEW WATER CONSERVATION AND DEMAND MANAGEMENT COMMITTEE WORK PLAN, THE OUTCOMES OF BOARD ACTION OF COMMITTEE REQUESTS; AND THE COMMITTEE'S NEXT MEETING AGENDA**

Ms. Glenna Brambill reviewed the materials as outlined in the agenda items.

Agenda Items for next meeting:  
Monthly Drought Information  
Water Shortage Contingency Plan

The Committee will need to reschedule the February 28, 2022, meeting to the week of February 23 or 24, 2022.

Public Comment:

- Mr. Anthony Eulo thanked Valley Water Directors and staff that he has worked with through the years, as he is leaving the City of Morgan Hill to a private agency to work on climate change issues and local agencies.

**5. CLERK REVIEW AND CLARIFICATION OF COMMITTEE'S REQUESTS**

Ms. Glenna Brambill stated there were no action items for Board consideration.

**6. ADJOURNMENT**

Committee Chair Director Linda J. LeZotte adjourned at 12:13 p.m., to the next regularly scheduled meeting to be determined.

Glenna Brambill  
Board Committee Liaison  
Office of the Clerk of the Board

Approved:



# Santa Clara Valley Water District

---

**File No.:** 22-0243

**Agenda Date:** 2/23/2022

**Item No.:** 4.1.

---

## COMMITTEE AGENDA MEMORANDUM

### Water Conservation and Demand Management Committee

**SUBJECT:**

Monthly update on progress towards Valley Water Resolution 21-68's water use reduction target and water conservation efforts related to the drought emergency.

**RECOMMENDATION:**

Receive an update on progress towards meeting the Board's call for water use reduction in response to the water shortage emergency condition and water conservation efforts relevant to the overall drought emergency response and provide feedback to staff.

**SUMMARY:**

On June 9, 2021, the Valley Water Board of Directors declared a water shortage emergency condition pursuant to California Water Code §350, called for water use reduction of 15% compared to 2019, and urged the County of Santa Clara to proclaim a local emergency. The County adopted a Resolution ratifying the proclamation of a local emergency due to the drought on June 22, 2021.

Despite storms received since October 2021, Santa Clara County remains in drought. The U.S. Drought Monitor Report from January 25, 2022, indicates that the County is in severe drought. The northern Sierra Nevada snowpack, a primary source of imported water, has shown improvement as a result of storms and is slightly below normal as of February 1, 2022.

Valley Water entered 2022 with over 65,000 acre-feet of imported supplies stored in San Luis Reservoir. This amount is higher than normal and is intended to provide reliability in the event dry conditions continue in 2022, while also mitigating for the reduction in storage in Anderson Reservoir. On January 20, 2022, the Department of Water Resources (DWR) stated that the 2022 SWP allocation is 15 percent, which may be adjusted for human health and safety. Allocations on the Central Valley Project (CVP) are expected to be announced by the U.S. Bureau of Reclamation (Reclamation) in late February.

Estimated groundwater storage at the end of 2021 was in the normal stage. Although groundwater levels have declined over recent years due to the drought, groundwater conditions improved in fall 2021 due to seasonal recovery, emergency imported water supplies, and water use reduction by the community. However, if dry conditions continue and the Board's water use reduction target is not met, there remains some risk of resumed subsidence in North County and wells going dry, particularly in South County. That risk increases as the drought persists.

Consequently, water conservation is an important strategy to help mitigate negative impacts.

## **Water Conservation Outreach**

Valley Water continues to provide multi-language radio, TV, digital and social media ads to increase conservation and expand our county's use of purified water. Valley Water Board is highlighting to the media the importance of continuing to conserve water despite rainfall from winter storms.

In January 2022, videos were released featuring the San Francisco 49ers and San Jose Sharks on the need for purified water and conservation to make our future drought-proof. Valley Water has partnered with the City of Gilroy to show advertisements for purified water and conservation in their movie theater. Scheduled to begin in early February, the ads will rotate during a 26-week run and are expected to produce more than 160,000 impressions. Valley Water also kicked off an influencer campaign in January to promote purified water and conservation. The Speakers Bureau Program held three presentations. Valley Water's Youth Commission continues to work on developing their Drought Toolkit, including a social media campaign targeting high school students to see how they are doing to conserve water during drought.

In 2021, Valley Water engaged with 22,414 students, 492 teachers, and 399 classrooms. 12,239 of these students were engaged with indirectly through strategic partnerships with Walden West and the Santa Clara County Office of Education. Valley Water engaged 1,161 members of the public during virtual STEAM (Science, Technology, Engineering, Arts, and Mathematics) night school presentations and public programming. Valley Water held weekly "Wonders of Water Wednesdays" virtual after-school enrichment programs and presented at virtual summer camp and library programs, continuing to support community partners. Extensive outreach via social media, direct outreach to schools, a quarterly digital newsletter, and the Valley Water website reaches a diverse audience.

## **Water Conservation Programs**

Valley Water received a significant increase in applications for our landscape rebates, requests for water-saving devices, and reports of water waste since 2021. In 2021, Valley Water received about 2,900 applications for landscape rebates, 5,534 orders for water-efficient devices, and 1,340 water waste reports. The high rate of conservation program participation is continuing in 2022. These are signs that people are taking this drought seriously and are taking actions to support water use reduction.

Valley Water has made significant achievements in reducing processing time for conservation programs. Requests for landscape rebate pre-inspections, eCart orders, and water waste reports are being addressed within one week.

Vendors have been assisting to expedite processing. Valley Water is considering a vendor to help increase available goods for the eCart Program.

## **Countywide Water Use Reduction**

Valley Water is engaging with retailers and cities to encourage drought response actions. As of January 31, 2022, the County of Santa Clara and 13 cities in Santa Clara County have taken formal action to their elected boards in response to the drought and to Valley Water's call to reduce water



use by 15% compared to 2019 levels. All cities in Santa Clara County have increased conservation messaging in response to the drought.

Santa Clara County has made consistent progress in reducing water use since Valley Water's call to reduce water use in June 2021. Valley Water's retailers used the least amount of water in December 2021 compared to other months following Valley Water's call in June 2021. Winter months reflect indoor water use as most homes reduce or shut off irrigation during these months. As indoor water use is less discretionary and more difficult to cut back than outdoor use, we anticipate that consistently maintaining a 15% reduction in water use during winter months will be particularly challenging. Slightly more water, 3%, was used in December 2021 compared to December 2019. One possible explanation why water use was higher is that due to COVID-19, a greater number of people may have been working or going to college from home in December 2021 as compared to pre-COVID December 2019. December 2019 water use was the third lowest December water use since 1995, which makes it additionally challenging to reduce water use below this level.

The cumulative water savings since Valley Water's call was made in June 2021 through December 2021 is 8%. Valley Water continues its outreach to the media and community to encourage residents, businesses, farms, and others to save water in order to achieve a cumulative 15% reduction in water use in 2022.

**ATTACHMENTS:**

Attachment 1: PowerPoint

Attachment 2: January 2022 Drought Response Report

**UNCLASSIFIED MANAGER:**

Kirsten Struve, 408-630-3138

**This Page Intentionally Left Blank**



# Monthly Drought Emergency Response and Water Supply Update

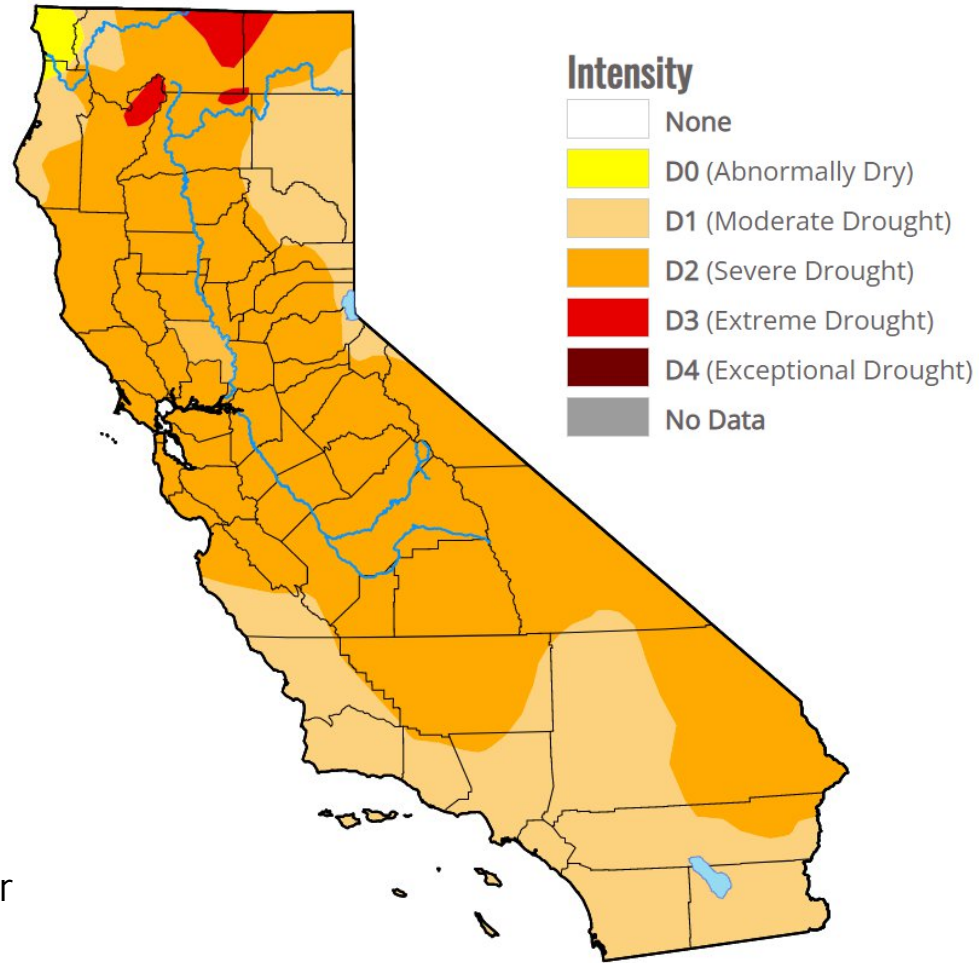
Water Conservation and Demand Management Committee Meeting

February 23, 2022

Presenter: Neeta Bijoor, Ph.D.



# Drought Status



Data sources: U.S. Drought Monitor

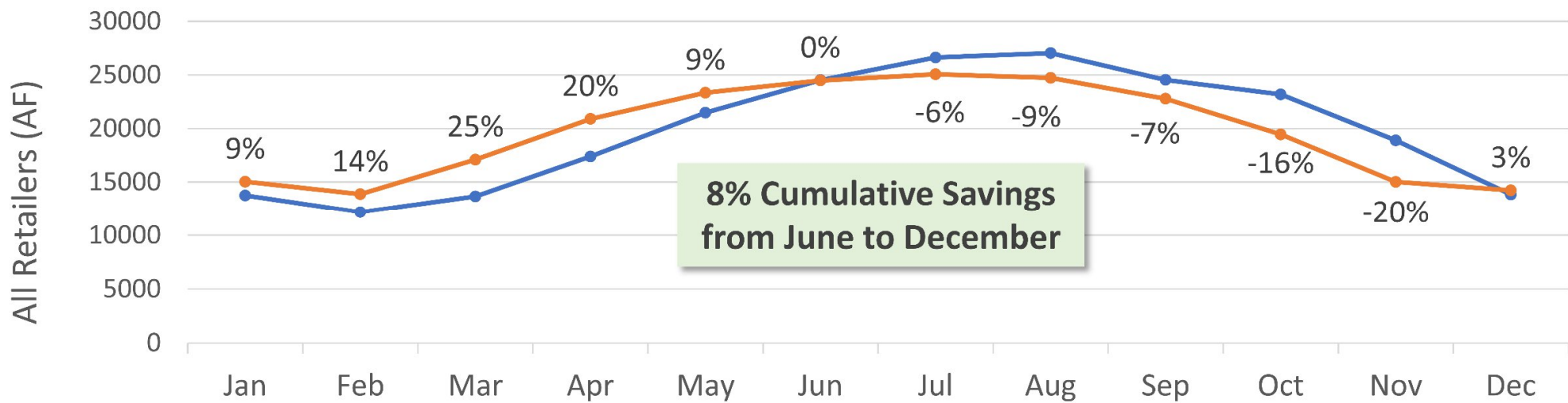


# Countywide Water Savings in 2021

3

— 2019 — 2021

The percent increase (+) or percent decrease (-) in water use from 2019 to 2021 is shown for each month.



valleywater.org

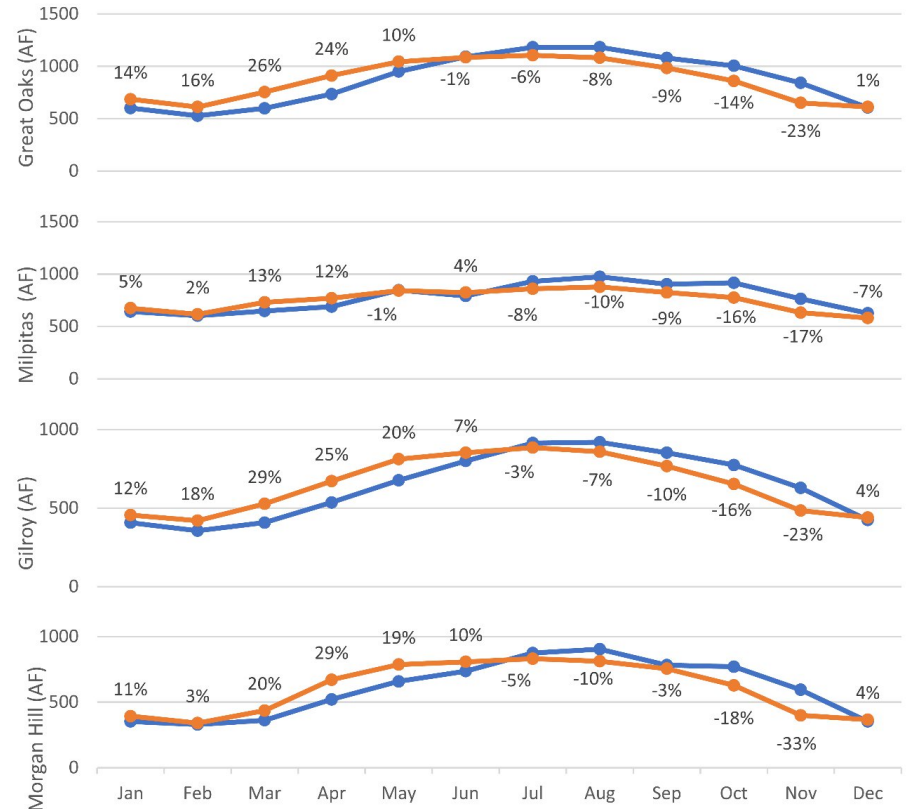
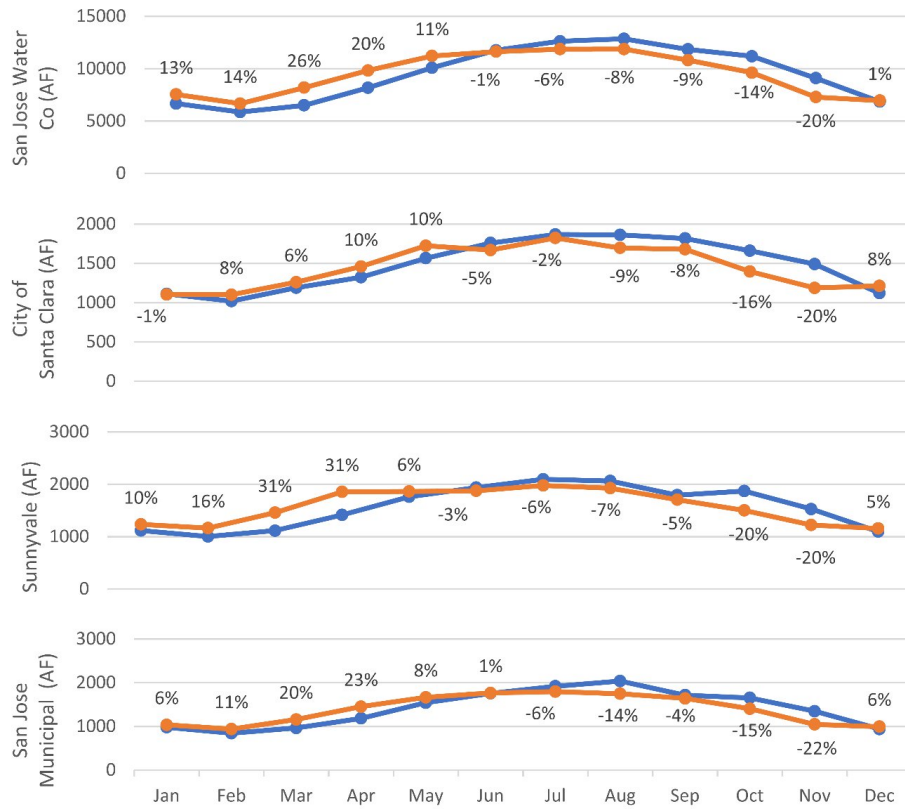




# Retailer Progress in Water Use Reduction

— 2019 — 2021

The percent increase (+) or percent decrease (-) in water use from 2019 to 2021 is shown for each month.



4

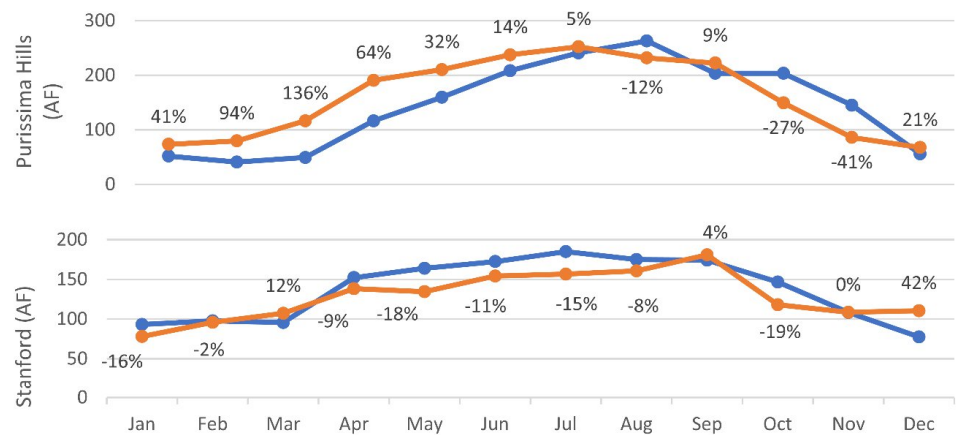
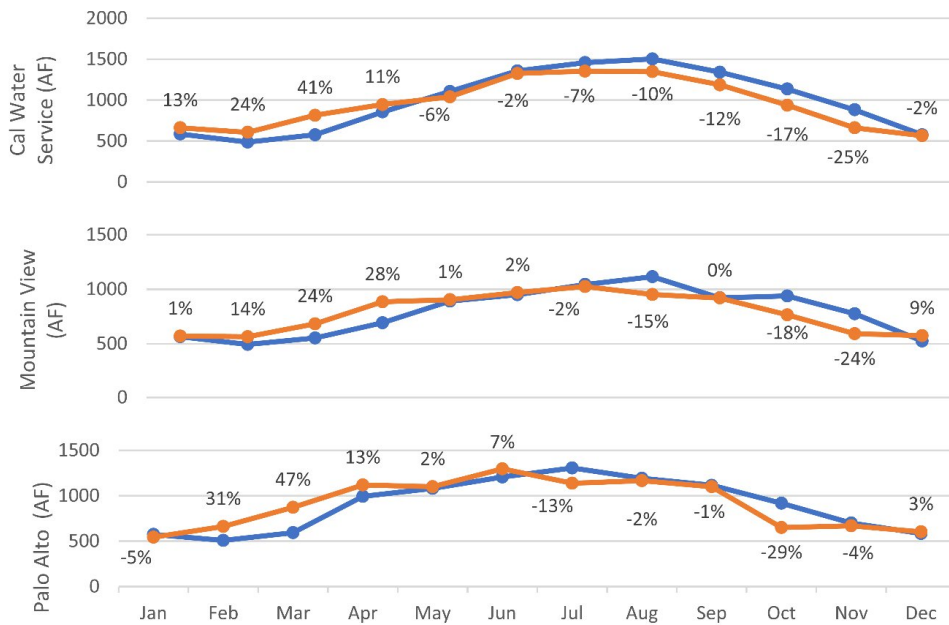
valleywater.org



# Retailer Progress in Water Use Reduction (cont'd)

2019 2021

The percent increase (+) or percent decrease (-) in water use from 2019 to 2021 is shown for each month.



# Collaboration

6

- Council action or administrative measures by County and 13 cities
- Partnership opportunities with County's Office of Sustainability



# Drought and Conservation Public Outreach

7

49ers and Sharks PSAs

Movie theater ads

Influencer campaign

Media outreach

Social media messaging

Speakers Bureau presentations



valleywater.org



# Educational Outreach

- 2021 - Over 22,000 students, about 500 teachers and 400 classrooms
- Virtual STEAM events
- After-school programs

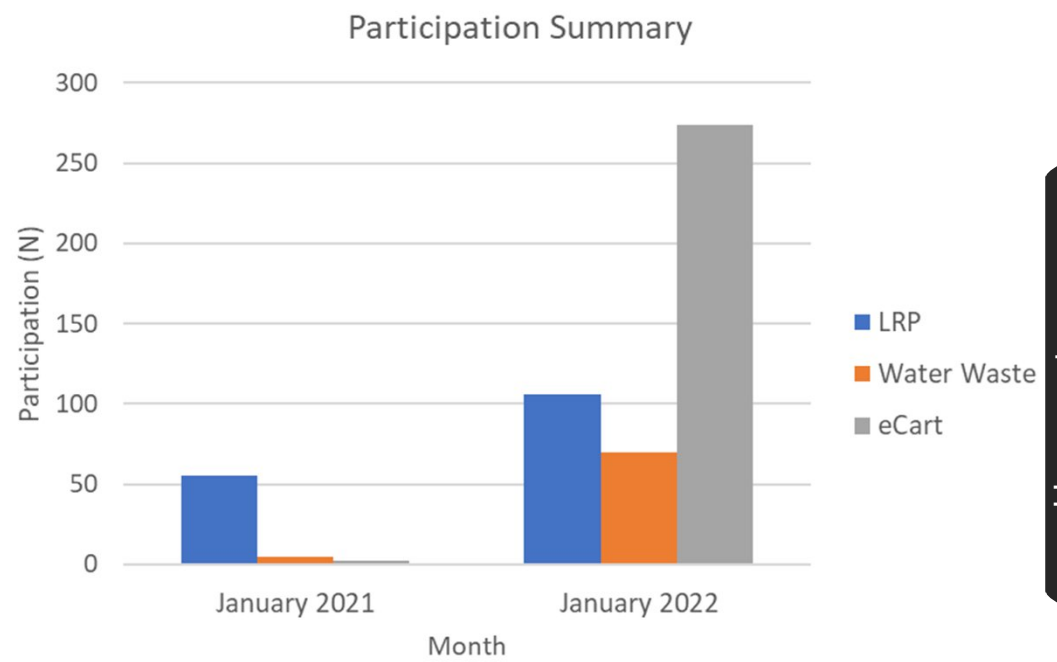
## Youth Commission

- Drought Toolkit



# Water Conservation

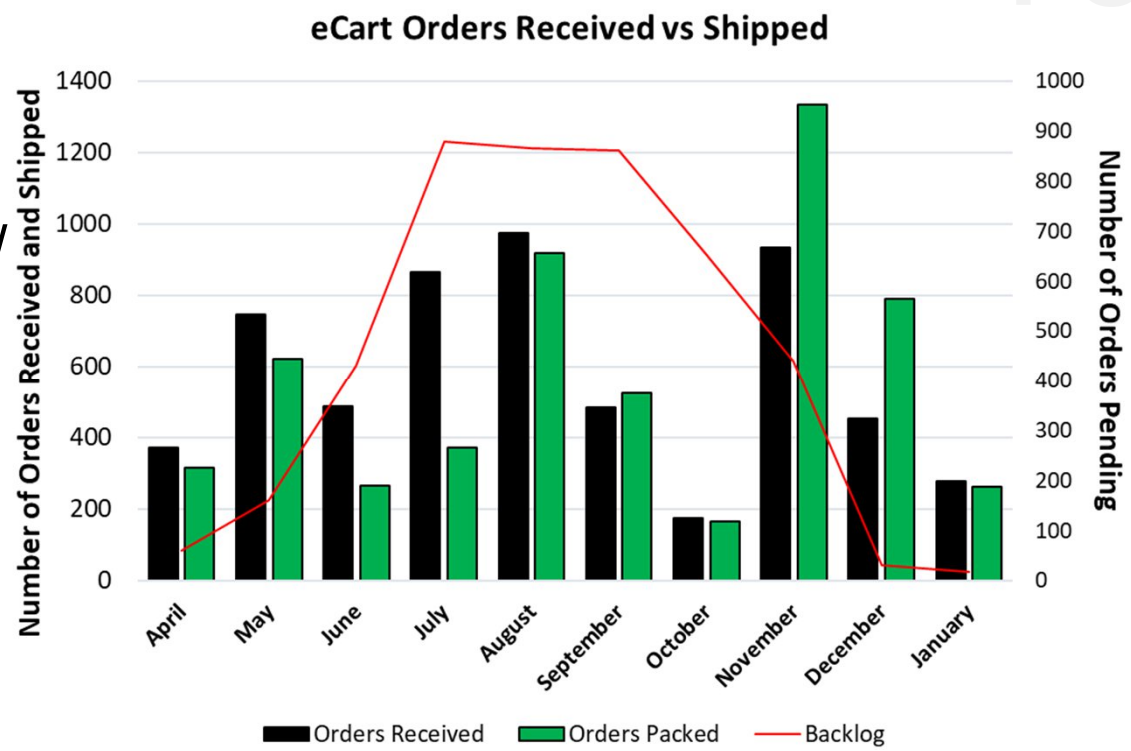
- Participation remains high
- Reduced program processing time
- Vendor assistance



# Vendor to Supply eCart Goods

Enhance order fulfillment success

- Replenish depleted inventory
- Reduce shipping delays
- Save staff time



# QUESTIONS



**This Page Intentionally Left Blank**

# Drought Emergency Response Report

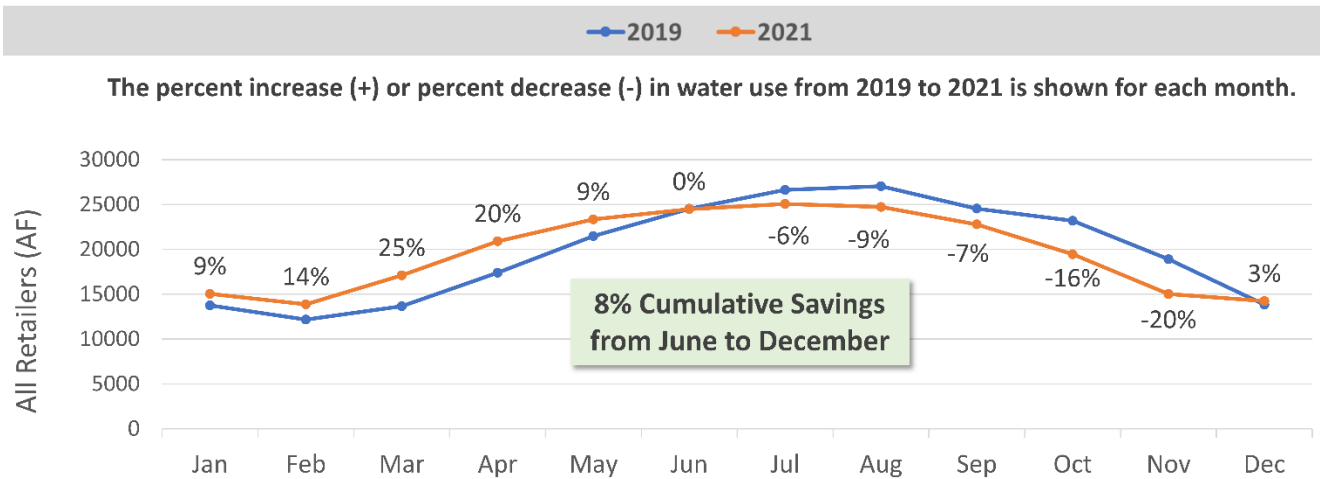
JANUARY 2022

## Resolution 21-68 Implementation

On June 9, 2021, the Board adopted Valley Water Resolution 21-68 which declared a water shortage emergency condition pursuant to California Water Code §350, called for water use reduction of 15% compared to 2019, and urged the County of Santa Clara (County) to proclaim a local emergency. The County adopted a Resolution ratifying the proclamation of a local emergency due to the drought on June 22, 2021. California’s Governor included Santa Clara County as part of a drought emergency proclamation on July 8, 2021, and this proclamation included all California counties on October 19, 2021. Valley Water activated its Emergency Operations Center (EOC) on June 16, 2021 to assist with resolution implementation and other drought-related efforts.

## Retailer Water Use Reduction

The graph below depicts total water use from the 13 retailers in Santa Clara County to help track progress towards achieving Valley Water’s 15% call for water use reduction made in June 2021.



- Santa Clara County has made consistent progress in reducing water use since Valley Water’s call to reduce water use in June 2021.
- Valley Water’s retailers used the least amount of water in December 2021 compared to other months following Valley Water’s call in June 2021.
- Winter months reflect indoor water use as most homes reduce or shut off irrigation during these months. As indoor water use is less discretionary and more difficult to cut back than outdoor use, we anticipate that consistently maintaining a 15% reduction in water use during winter months will be particularly challenging.
- Slightly more water, 3%, was used in December 2021 compared to December 2019. One possible explanation why water use was higher is that due to COVID-19, a greater number of people may have been working or going to college from home in December 2021 as compared to pre-COVID December 2019.
- December 2019 water use was the 3rd lowest December water use since 1995, which makes it additionally challenging to reduce water use below this level.
- The cumulative water savings since Valley Water’s call was made in June 2021 through December 2021 is 8%.
- California reduced water use by 6% from July 2021 – November 2021. During this time period, Valley Water reduced water use by 11%.
- Valley Water continues its outreach to the media and community to encourage residents, businesses, farms, and others to save water in order to achieve a cumulative 15% reduction in water use in 2022.

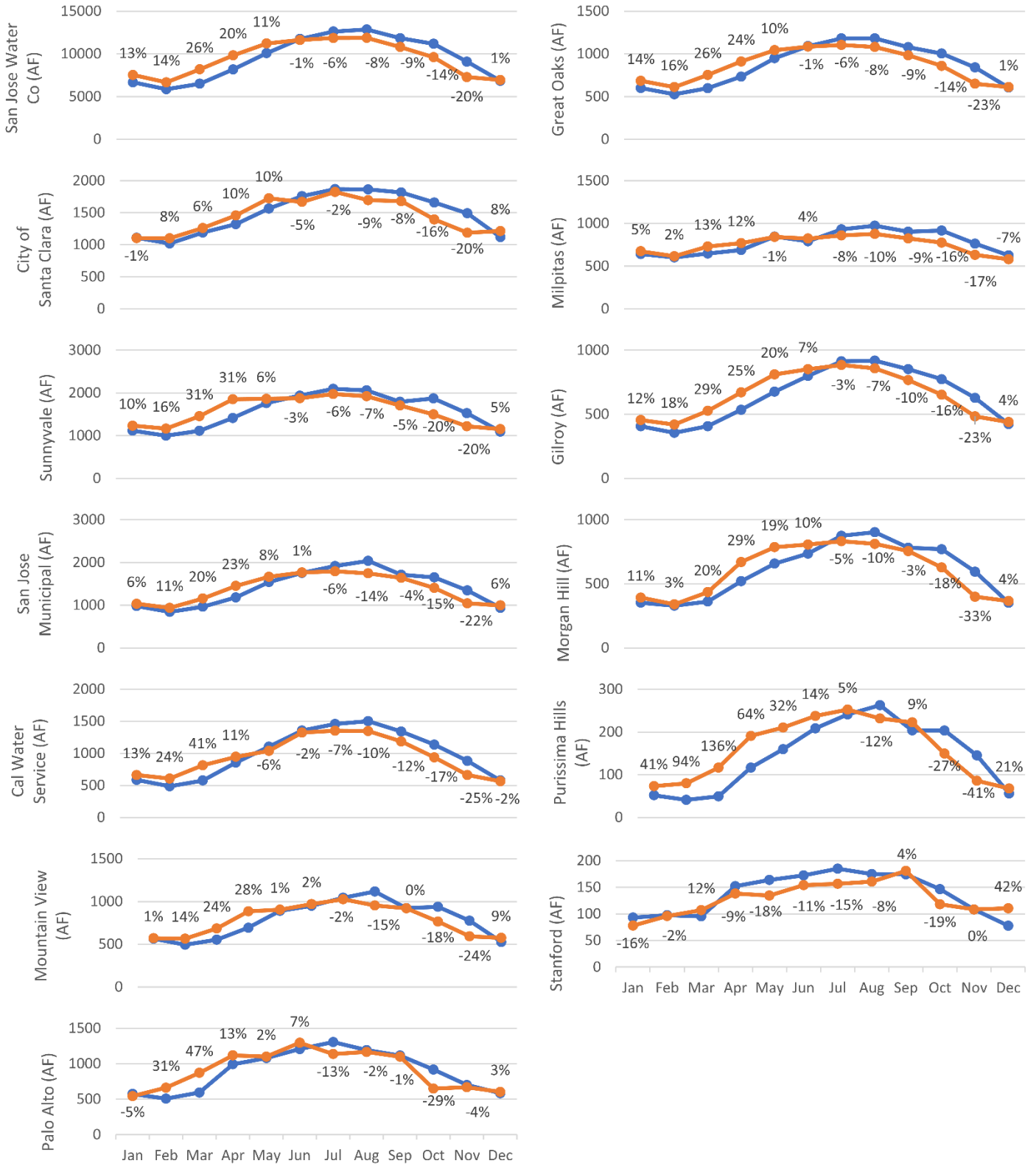


These graphs depict water use by each of Valley Water’s 13 retailers to help track progress towards achieving the 15% call for water use reduction made in June 2021. Note that City of Palo Alto Utilities (Palo Alto) and Purissima Hills Water District (Purissima) normally do not use Valley Water sources of water. A large proportion of water used by the City of Mountain View Public Works (Mountain View) and Stanford Utilities (Stanford) is not from Valley Water sources.

## Monthly Water Use by Retailer (AF)

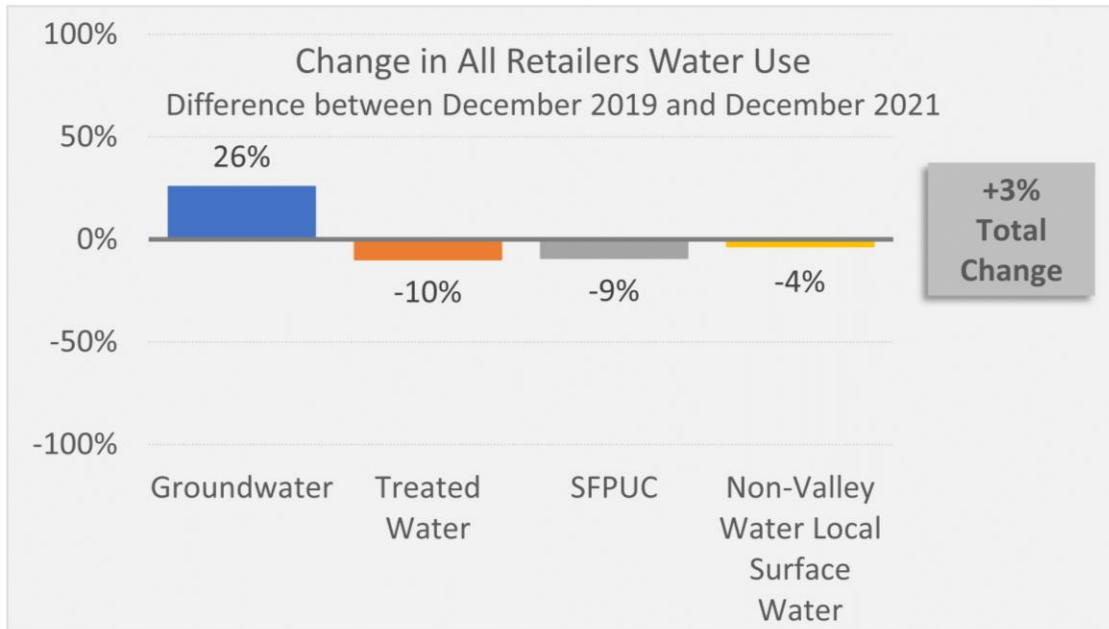
—●— 2019      —●— 2021

The percent increase (+) or percent decrease (-) in water use from 2019 to 2021 is shown for each month.





The graph below depicts changes between the retailers' different types of water use and shows that Valley Water retailers' total water use in December 2021 was 3% higher than in December 2019. As expected, the proportion of groundwater use tends to increase during drought.



The table below shows Valley Water retailers' water usage volumes by type.

Water Retailer	Total Water Use in Acre-Feet (Jan – Dec 2019)					Total Water Use in Acre-Feet (Jan - Dec 2021)				
	Groundwater	Treated Water	SFPUC	Non-Valley Water Local Surface Water	SUM	Groundwater	Treated Water	SFPUC	Non-Valley Water Local Surface Water	SUM
San Jose Water Company	31,500	65,300	-	16,600	113,500	53,500	58,600	-	1,400	113,500
Santa Clara, City	9,800	4,500	3,500	-	17,800	9,800	3,700	3,800	-	17,300
Sunnyvale	100	7,900	10,800	-	18,800	100	8,800	10,100	-	18,900
San Jose Municipal Water	900	10,800	5,100	-	16,900	1,100	11,000	4,500	-	16,600
California Water Service	2,300	9,600	-	-	11,900	4,400	7,100	-	-	11,400
Palo Alto	-	-	10,800	-	10,800	-	-	10,900	-	10,900
Mountain View	300	1,000	8,200	-	9,500	100	900	8,400	-	9,400
Great Oaks	10,400	-	-	-	10,400	10,400	-	-	-	10,400
Milpitas	-	3,200	6,200	-	9,300	-	3,500	5,500	-	9,000
Gilroy	7,700	-	-	-	7,700	7,800	-	-	-	7,800
Morgan Hill	7,200	-	-	-	7,200	7,200	-	-	-	7,200
Purissima Hills Water	-	-	1,700	-	1,700	-	-	1,900	-	1,900
Stanford	-	-	1,600	-	1,600	-	-	1,500	-	1,500
<b>Total</b>	<b>70,200</b>	<b>102,300</b>	<b>47,900</b>	<b>16,600</b>	<b>237,100</b>	<b>94,400</b>	<b>93,600</b>	<b>46,600</b>	<b>1,400</b>	<b>235,800</b>

#### Collaboration with the County, Retailers, and Cities

- As of January 31, 2022, the County of Santa Clara and 13 cities in Santa Clara County have taken formal action to their elected boards in response to the drought and to Valley Water's call to reduce water use by 15% compared to 2019 levels. All cities in Santa Clara County have increased conservation messaging in response to the drought.
- Valley Water's discussions with the County of Santa Clara are ongoing to explore potential partnership opportunities based on the water conservation ideas proposed in the County Office of Sustainability's Drought and Water Conservation Report, which was presented to the County's Housing, Land Use, Environment and Transportation Committee on December 9, 2021.
- Valley Water continues to conduct outreach to the municipalities for their consideration and adoption of the Model Water Efficient New Development Ordinance (MWENDO), as part of ongoing efforts to support cities' and the County's interests in expanding water efficiency measures. Some cities are aligning the adoption of new MWENDO measures as part of the upcoming triennial building code update.

#### Water Conservation Programs

Valley Water is actively promoting ways people can save water through rebates, free water-saving devices, and behaviors. The Landscape Rebate Program provides rebates for converting high-water use landscape to low-water use landscape, as well as retrofitting existing irrigation equipment with approved high-efficiency irrigation equipment. The Shopping Cart (eCart) Program offers free water-saving devices to homes and businesses. The Water Waste Program enables callers to confidentially report water waste and leaks, which Valley Water addresses by providing educational assistance to the owner of the leak.

- Valley Water received a significant increase in applications for our landscape rebates, requests for water-saving devices, and reports of water waste since 2021. In 2021, Valley Water received about 2,900 applications for landscape rebates, 5,534 orders for water-efficient devices, and 1,340 water waste reports. These are signs that people are taking this drought seriously and are taking actions to support water use reduction.
- Valley Water has made significant achievements in reducing processing time for conservation programs. Requests for landscape rebate pre-inspections, eCart orders, and water waste reports are being addressed within one week.
- The high rate of conservation program participation is continuing in 2022. The table below shows estimated monthly participation data available from 2022.

Program	Jan 2022
Landscape Rebate Program Applications <sup>1</sup>	106
Water-saving Device Orders	274
Water Waste Reports	70

<sup>1</sup>Starting July 1, 2021, the landscape rebate was increased from \$1 to \$2 per square foot and the maximum rebate was increased from \$2,000 to \$3,000 for single-family homes.

### Drought and Water Conservation Outreach

- In January 2022, videos were released featuring the San Francisco 49ers and San Jose Sharks highlighting Valley Water’s message of the need for purified water and conservation to make our future drought-proof. The videos have been added to our countywide campaign to go along with our multi-language radio, TV, digital, and social media ads.
- Ads featuring Valley Water’s Purified Water and Conservation campaign are running in movie theaters across Santa Clara County.
- Valley Water kicked off an influencer campaign in January. Social media personalities from Santa Clara County took a virtual tour of the Silicon Valley Advanced Water Purification Center and are now posting about their experiences, encouraging people to book a tour and take steps to conserve water.
- Media interest focused on the drought, water conservation, the Anderson Dam Seismic Retrofit Project, State Water Project allocations, and Valley Water’s Grants Program accepting applications. Valley Water Board Members and staff reiterated the importance of continuing to conserve water because we remain in a severe drought even after the wet December. A column from Chair Gary Kremen on the need to continue to conserve water after December’s rains and the Board’s actions to move forward with the Purified Water Project was placed in a local publication.
- On social media, Valley Water continued to provide drought and conservation messaging. Efforts included posts on the Grants Program looking for projects improving water conservation, how to report water waste, and an announcement that Santa Clara County exceeded its conservation goal of 15% in November.
- The Speakers Bureau Program held three presentations in January. On January 8, 2022, Director Santos and staff provided a drought presentation to the Sunnyhills Neighborhood Association in Milpitas via Zoom. On January 10, 2022, the Office of Government Relations and Director Santos gave a presentation to the Santa Clara Business Council which focused on the drought, current and future water conservation plans, and the need to balance commercial and residential growth with water supply and environmental concerns. On January 25, 2022, Chair Kremen gave an in-person drought presentation to the Rotary Club of Sunnyvale.
- Statistics for public outreach efforts are shown below.

Outreach Type	January 2022
<b>Social Media<sup>1</sup></b>	
Impressions <sup>2</sup>	4,987,185
Engagements <sup>3</sup>	30,544
Link Clicks	11,521
Video Views	612,542
<b>Website Page Views</b>	
Water conservation webpages	5,859
BeHeard.ValleyWater.org/drought-information	184
<b>Media</b>	
Media Mentions <sup>4</sup>	684
<b>Speakers Bureau</b>	
Presentations <sup>5</sup>	3

<sup>1</sup>Includes Facebook, Twitter, Instagram, and LinkedIn

<sup>2</sup>Impressions are the number of times a post is displayed in a newsfeed.

<sup>3</sup>Engagements are the number of times a user interacts with a post, such as a retweet, click, and more.

<sup>4</sup>Includes TV, radio, social media, online and print

<sup>5</sup> Office of Communications and Government Relations

## Drought and Water Conservation Education

- In 2021, Valley Water engaged with 22,414 students, 492 teachers, and 399 classrooms. 12,239 of these students were engaged with indirectly through strategic partnerships with Walden West and the Santa Clara County Office of Education. Valley Water engaged 1,161 members of the public during virtual STEAM (Science, Technology, Engineering, Arts, and Mathematics) night school presentations and public programming. Valley Water held weekly “Wonders of Water Wednesdays” virtual after-school enrichment programs and presented at virtual summer camp and library programs, continuing to support community partners. Extensive outreach via social media, direct outreach to schools, a quarterly digital newsletter, and the Valley Water website reaches a diverse audience.
- The table below shows Educational Outreach efforts in 2022, all of which included drought and conservation messaging.

<b>Program</b>	<b>Jan 2022</b>
Educators/Teachers	97
Classes/Groups	22
Students	563

- Valley Water’s Youth Commission continues to work on developing their Drought Toolkit, including a social media campaign targeting high school students to see how they are doing to conserve water during drought. The Youth Commissioners will showcase the toolkit during Valley Water’s virtual Job Shadow Day on February 24, 2022.

## Committee Updates

- Drought-related updates are being provided regularly at Committee meetings to receive feedback and guidance. These updates were provided to the Agricultural Water Advisory Committee Meeting, Water Conservation and Demand Management Committee, Environmental and Water Resources Committee, and the Water Commission in January 2022.

---

## Water Supply Operations and Outlook

On January 25, 2022, the U.S. Drought Monitor indicated an improvement in drought status for Santa Clara County, with the entire county in severe drought.

### Imported Water

- While storms in October and December provided a wet start to the water year, January has been dry and statewide reservoir levels remain below average. As of January 31, 2022, the northern Sierra Nevada snowpack, a primary source of imported water, is at 94% of normal for this date and 59% of the April 1 average, which is the date at which snowpack has historically been at its annual maximum.
- As of January 31, 2022, total state reservoir storage is below the historical average. Shasta Reservoir is at 55% of normal for this date, having gained approximately 275 thousand acre-feet (TAF) in January; Oroville Reservoir is at 80% of normal for this date, having gained approximately 260 TAF in January; and Folsom Reservoir is at 119% of normal for this date, having lost volume due to flood control releases in January.
- As of January 27, 2022, storage in San Luis Reservoir is approximately 854 TAF, which is an increase of approximately 237 TAF since the end of December. Depending on the amount of rain received during winter, there may be variations on levels of bromide and Total Organic Carbon (TOC) in the reservoir. Valley Water will continue to monitor the water quality at the reservoir and will adjust the treatment process as needed to mitigate water quality impacts if low storage conditions resume in 2022.
- Valley Water entered 2022 with over 65 TAF of imported supplies stored in San Luis Reservoir. This includes emergency transfer supplies purchased in 2021, previously undelivered State Water Project (SWP) supplies, and water recovered from the Semitropic Groundwater Bank. This amount is higher than normal and is intended to provide reliability in the event dry conditions continue in 2022, while also mitigating for the reduction in storage in Anderson Reservoir.
- On December 1, 2021, the Department of Water Resources (DWR) issued a Notice to State Water Project Contractors stating that the initial 2022 SWP allocation will be based on unmet minimum human health and safety needs. On January 20, 2022, DWR announced that the 2022 SWP allocation increased from zero to 15 percent, which equates to 15 TAF for Valley Water, which may be adjusted for human health and safety. Valley Water continues to work with DWR to determine the amount allocated and requested an exception to the minimum health and safety need of 55 gallons per capita per day.
- Initial allocations on the Central Valley Project (CVP) are expected to be announced by the U.S. Bureau of Reclamation (Reclamation) in late February. On January 14, 2022, Reclamation provided Valley Water with an early allocation of 6 TAF to be used in January and February of 2022. This provides water supply reliability and operational continuity until Reclamation announces the 2022 CVP allocation.

- Valley Water will continue to withdraw previously stored supplies from the Semitropic Groundwater Bank in 2022 if SWP and CVP allocations remain low. Staff continues to work with DWR and other Semitropic Banking partners and anticipates that at least 31.5 TAF would be available for delivery to Valley Water, which is the contractual minimum recovery amount at low SWP allocations.
- Valley Water has previously executed several long-term water transfer agreements that could provide emergency transfer supplies in 2022. Staff is also pursuing other water transfer opportunities for additional supplemental supplies, if needed.

Treated Water

- San Luis Reservoir water level continued to increase.
- Taste and odor and cyanotoxins compound levels continue to be low for all source water.
- Due to the recent rain events, elevated TOC levels are reported in the Delta. Staff are proactively monitoring water quality data and are mitigating the impact by implementing source water blending and treatment process optimization.
- There were no reports of significant water quality issues for the treated water in January 2022 and no complaints were received from retailers.

Groundwater Recharge

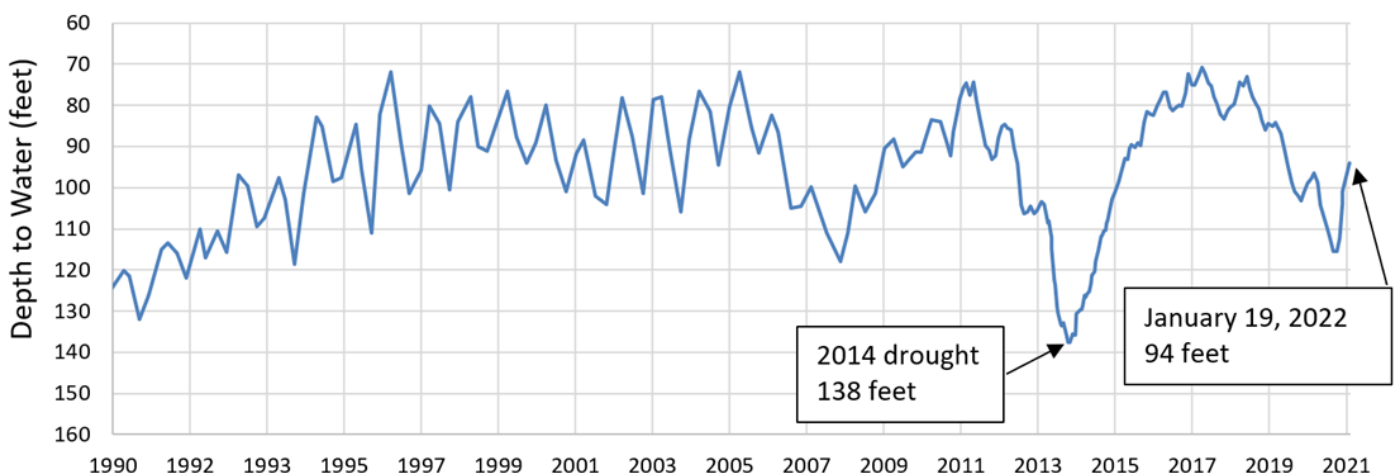
- Releases for managed groundwater recharge in January 2022 are similar to August - December 2021 and higher relative to May - June 2021.
- The increase in imported water releases during the second half of 2021 relative to the first half of 2021 was possible due to additional public health and safety imported water supplies received in 2021.
- Despite the increased groundwater recharge in August - December 2021, recharge in 2021 was below that of an average year.

Groundwater Conditions:

Estimated groundwater storage at the end of 2021 was in the normal stage. Although groundwater levels have declined over recent years due to the drought, groundwater conditions improved in fall 2021 due to seasonal recovery, emergency imported water supplies, and water use reduction by the community. However, if dry conditions continue and the Board’s water use reduction target is not met, there remains some risk of resumed subsidence in North County and wells going dry, particularly in South County. That risk increases as the drought persists. Current conditions in both areas are described below.

- North County Conditions
  - Groundwater pumping is 121% of the five-year average.
  - As shown below, groundwater levels in the Santa Clara Plain index well have generally declined since 2018 due to dry conditions, with a similar pattern as the 2012–2016 drought. However, the current water level has increased by 7 feet since last month and is about 44 feet above the minimum water level in 2014. Additionally, the water level at this well is about 4 feet higher compared to this time last year.
  - Groundwater levels are more than 70 to 100 feet above thresholds established to minimize the risk of permanent subsidence.
  - No reports of dry wells have been received.

Santa Clara Plain Index Well

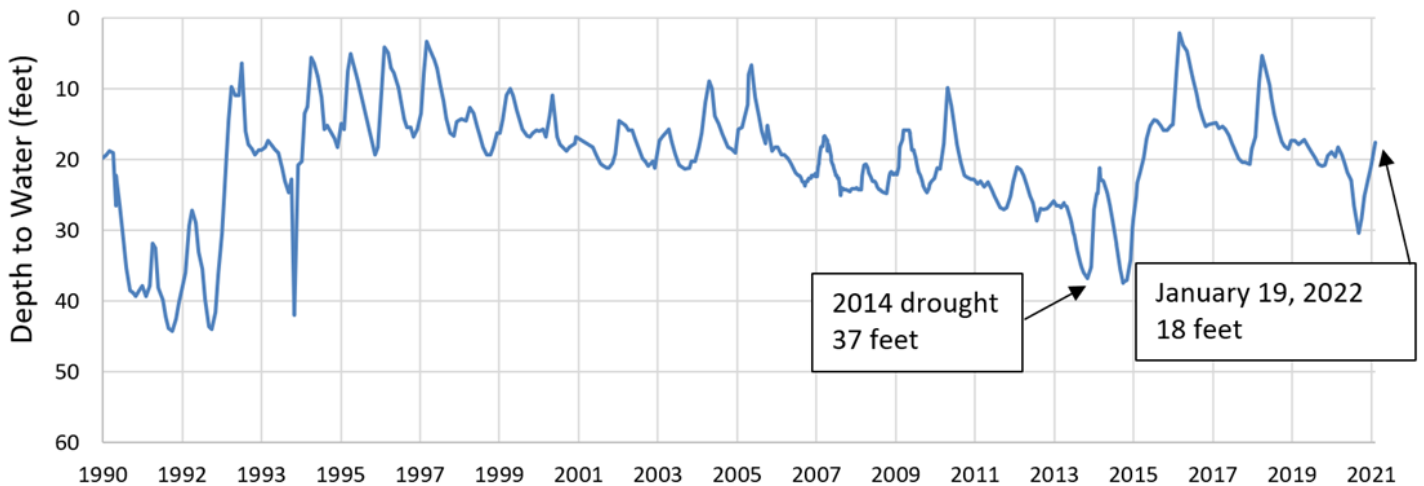


- South County Conditions
  - Groundwater pumping is 118% to 97% of the five-year average in the Coyote Valley and Llagas Subbasin, respectively.
  - Groundwater levels in the Coyote Valley and Llagas Subbasin index wells have increased about 2 and 1 feet, respectively, compared to this time last year. Additionally, the Coyote Valley and Llagas Subbasin

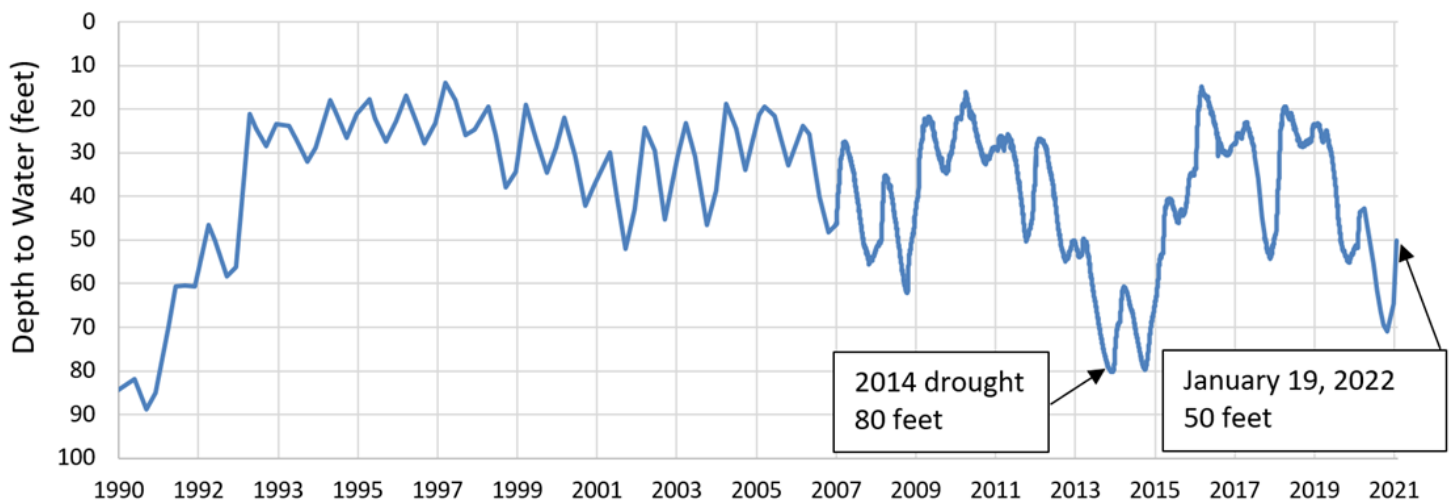
index well water levels have risen about 3 and 15 feet, respectively, since last month. The current water level in the Coyote Valley and Llagas Subbasin index wells is about 19 and 30 feet above the respective minimum water levels in 2014.

- One report of a dry well has been received. The well is in unincorporated area within the southwestern Coyote Valley and is close to the foothills where well yield is generally less reliable.

**Coyote Valley Index Well**



**Llagas Subbasin Index Well**



**State Coordination**

- On January 11, 2022, the State Water Resources Control Board (State Water Board) reimposed some water rights curtailments in the Delta Watershed due to reduced flow conditions, but none impact Valley Water’s imported water sources.
- State Water Board curtailments are based on the revised Water Unavailability Methodology for the Delta Watershed, together with consideration of water supply forecasts from the California Nevada River Forecast Center. The imposition or suspension of water right curtailments is being assessed by the State Water Board on a weekly basis.

**Federal Coordination**

- Valley Water staff met with Reclamation Region 10 Director Ernest Conant and staff on January 20, 2022 during the Mid-Pacific Water Users Conference to discuss the water supply outlook, imported water allocations, and other topics. Meetings with Director Conant and staff are occurring on an approximately monthly basis.
- Staff met with the Denver Reclamation office on January 27, 2022 to build relationships and discuss Valley Water’s water supply projects.

**Staffing and Resources**

- Drought emergency expenses are expenditures supplemental to the regular budget that would have been adopted had there been no drought. The expenses for drought emergency costs included in the fiscal year (FY) 2021-2022 Adopted Budget are \$20 million for supplemental water and an additional \$3.3 million for water banking expenses to bring approximately 32,000 acre-feet of water banked at Semitropic Water Storage District into the county. Budget adjustments will be brought to the Board for any additional expenses incurred during the year.
- Expenses in FY 2021-2022 through the month of December totaled approximately \$25.36 million spent or encumbered primarily for supplemental water tied to contracts executed in FY 2020-2021, a relatively small

draw of water from Semitropic Water Storage District in August 2021, operating supplies, and labor expenses for staff time bringing together Valley Water's drought response program.

- Valley Water is considering a vendor to help increase available goods for the eCart Program.

---

## Expanded Opportunities

### Agricultural Water Use Baseline Study

Valley Water is conducting an Agricultural Water Use Baseline Study expected to be completed by the end of 2022. The study aims to better understand current agricultural water use practices and identify opportunities to expand water conservation programs offered to the agricultural community.

- The University of California - Merced team (UCM) performing the study has continued to make progress in using a remote-sensing based evaluation approach to determine patterns in crop distribution and irrigation technology verification.
- UCM has completed gathering spatial datasets and ground-truthing spatial data by driving by farms throughout Santa Clara County.
- Next steps include analyzing the spatial datasets and developing recommendations.
- In January 2022, Valley Water and UCM provided a study update to the Agricultural Water Advisory Committee and the Water Conservation and Demand Management Committee.

### Purified Water Project

The Purified Water Project will replenish groundwater supplies with purified water and expand usage of recycled and purified water, a drought-resilient, locally-controlled water source.

- Valley Water continues to collaborate with the Palo Alto Regional Water Quality Control Plant on an advanced water purification facility. This includes needed agreements and outreach.
- Valley Water continues developing the Request for Proposal and draft Environmental Impact Report for the Purified Water Project.

### Flood-Managed Aquifer Recharge (Flood-MAR) Study

Valley Water is collaborating with a team of water resources researchers from the University of California system (referred to as UC Water) to complete a reconnaissance study for Flood-MAR implementation in Santa Clara County. The study aims to develop a GIS-based tool to identify potential sites for Flood-MAR projects in Santa Clara County and to evaluate institutional/regulatory requirements for implementing Flood-MAR projects.

- Valley Water completed the first year of work with the UC Water team in December 2021.
- UC Water has compiled and processed all needed spatial datasets related to soils, groundwater, land use, and hydrology.
- UC Water held three workshops with Valley Water staff to better understand how Valley Water can implement Flood-MAR.
- Continued work over 2022 includes detailed evaluations of institutional needs and potential participation incentives for Flood-MAR implementation projects in Santa Clara County and the completion of the GIS-based tool, including the identification of potential pilot site locations.
- Valley Water and UC Water provided a study update to the Water Conservation and Demand Management Committee in January 2022 and will provide an update to the Agricultural Water Advisory Committee in spring 2022.

### Drought Response Plan

Valley Water is developing a Drought Response Plan (DRP) to improve water supply reliability in Santa Clara County during times of future shortage through a WaterSMART grant from the Bureau of Reclamation. Valley Water's DRP will evaluate new approaches for determining when to request water use reductions from the public and develop a response framework to employ during future droughts.

- A broad-based external Task Force was established and a kick-off meeting was held in July 2021.
- A consultant, Hazen & Sawyer, was selected through a competitive process in October 2021.
- The draft Benchmark Study tech memo was completed in January 2022 and distributed to internal and external stakeholders for comment.





# Santa Clara Valley Water District

---

**File No.:** 22-0244

**Agenda Date:** 2/23/2022

**Item No.:** 4.2.

---

## COMMITTEE AGENDA MEMORANDUM

### Water Conservation and Demand Management Committee

**SUBJECT:**

Drought Response Plan Update.

**RECOMMENDATION:**

Receive and Discuss update for the Drought Response Plan.

**SUMMARY:**

Valley Water is developing a Drought Response Plan (DRP) to improve water supply reliability in Santa Clara County during times of shortage. Valley Water's DRP will evaluate new approaches for determining when to request water use reductions from the public and develop a response framework to employ during droughts. The DRP will integrate lessons learned from Valley Water's and other water agencies' responses to the 2012-2016 and current droughts. Developing a robust approach for requesting water use reductions and improving Valley Water's ability to prepare during the early phases of a drought will improve Valley Water's ability to effectively respond to future droughts.

Valley Water was awarded a US Bureau of Reclamation (USBR) WaterSMART grant for \$200,000 to develop the DRP. The grant funds are being used to engage consultant services to facilitate the plan's development. Hazen & Sawyer was selected through a competitive process in October 2021. Hazen & Sawyer will assist in the development of the DRP and facilitate meetings with an external Task Force.

Development of the DRP will be a collaborative process involving multiple units across Valley Water, Valley Water's retailers, Santa Clara County agricultural and environmental stakeholders, and other interested parties. Valley Water established an external Task Force made up of these stakeholders to assist in the development of the DRP. Over 80 individuals representing about 50 agencies and organizations have been identified for the Task Force. Task Force members will be invited to a series of workshops to guide development of the DRP and provide feedback as elements of the DRP are drafted.

Development of the DRP will have four main components:

- 1) A Benchmark Study to gather background information related to Valley Water's and other water supply agencies' approaches for determining when to trigger water shortage responses and how agencies responded to the 2012-2016 and current droughts. The purpose of the benchmark study is to identify potential measures and actions for inclusion in the DRP that

Valley Water may implement in future droughts. A draft benchmark study report was completed in January 2022 and a final report is expected to be completed by February 2022.

- 2) A Vulnerability Assessment that examines risks to water resources and infrastructure that allow Valley Water to provide a reliable water supply. The review will be based on existing documents such as Valley Water’s Infrastructure Reliability Plan and Local Hazard Mitigation Plan. Based on risks to water supply reliability identified through the vulnerability assessment and the findings of the Benchmark Study, potential drought risk mitigation actions Valley Water can take will be evaluated.
- 3) The third component, Drought Monitoring and Water Shortage Response, will evaluate approaches Valley Water could use to determine when to request water use reductions from the community. New water shortage stages and associated water use reductions may be proposed and integrated into Valley Water’s Water Shortage Contingency Plan. Developing a refined water shortage approach and prioritized list of response actions will require close coordination with stakeholders.
- 4) The results of the first three tasks will be consolidated into a Drought Response Framework. The framework will identify:
  - The types of data and analyses to determine water shortage conditions
  - Existing resources to support drought response actions
  - Response triggers, water shortage response actions, potential drought messaging, and reporting requirements that are agreed to by water retailers for integration into Valley Water’s Water Shortage Contingency Plan
  - Approaches for responding to changes in revenue and expenditures
  - Staff support needs, including key subject matter experts and their roles

#### Next Steps

The WaterSMART grant is for two years which drives the DRP’s schedule. The draft Benchmark Study has been reviewed by internal stakeholders and presented to the Task Force. Work on the Vulnerability Assessment is currently underway; Drought Monitoring and Water Shortage Response work will take place over the summer, and the Drought Response Framework will be prepared in the fall, with the final draft document completed by the end of the year. Reclamation will have an opportunity to review and comment on the DRP before the final document is brought to the Board for approval in summer 2023.

Valley Water will provide regular updates to the Water Conservation and Demand Management Committee and interested advisory committees on the progress of the DRP development. Staff plans to present the findings from the benchmark study to the Water Conservation and Demand Management Committee in March 2022 and the Agricultural Water Advisory Committee in April 2022.

#### **ATTACHMENTS:**

Attachment 1: PowerPoint Presentation



---

**File No.:** 22-0244

**Agenda Date:** 2/23/2022  
**Item No.:** 4.2.

---

**UNCLASSIFIED MANAGER:**  
Kirsten Struve, 408-630-3138

**This Page Intentionally Left Blank**



Lexington Reservoir

# Valley Water Drought Response Plan

Presented by: Michael Martin, Water Supply Planning and Conservation Unit  
February 23, 2022



# Goal

Allow Valley Water to be more proactive regarding droughts

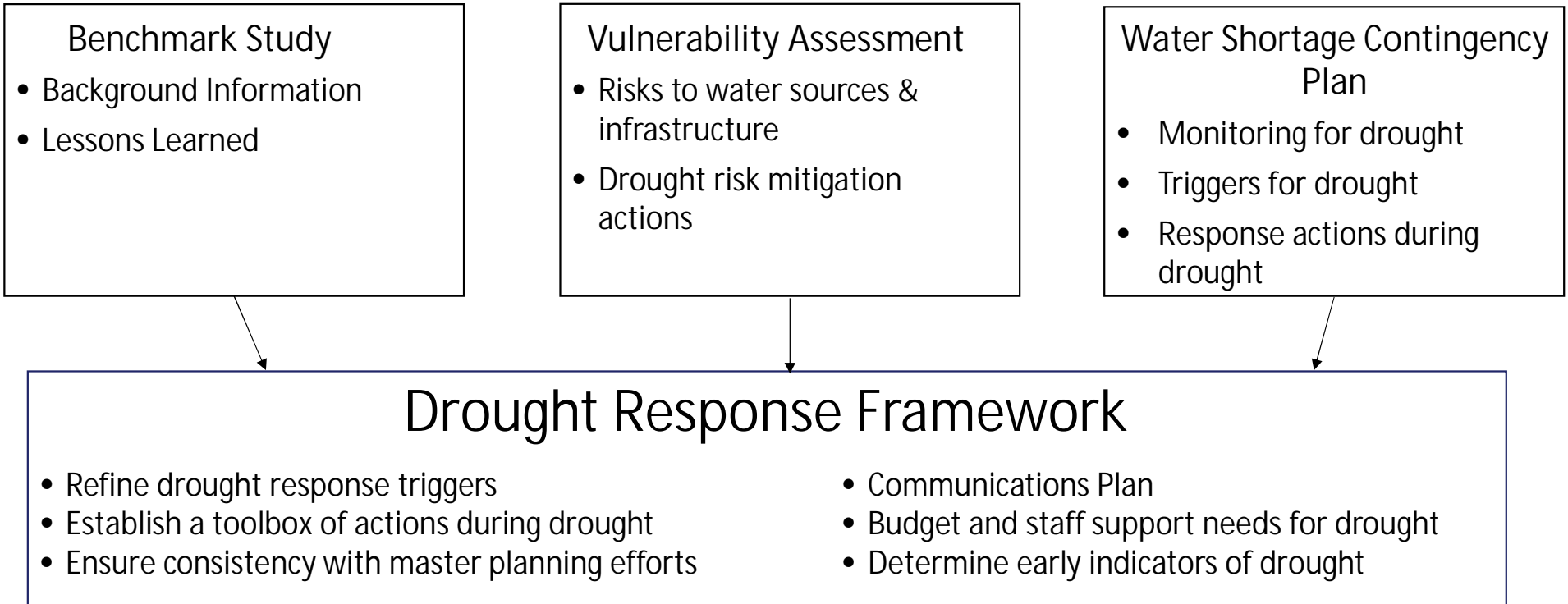
1. Update Water Shortage Contingency Plan
  - Refine drought response triggers
  - Determine early indicators of drought
2. Establish a toolbox of actions to prepare for a drought and to take during a drought
3. Establish consistent drought actions for Valley Water, retailers, and municipalities

Valley Water WSCP:			
Stage	Title	Projected End-of-Year GW Storage (AF)	Short-term reduction in water use
1	Normal	> 300,000	None
2	Alert	< 300,000	0-10%
3	Severe	< 250,000	10-20%
4	Critical	< 200,000	20-40%
5	Emergency	< 150,000	Over 40%

Below 150,000 AF



# Components



# Outreach

Internal Working Group

External Task Force

- Retailers
- Local government
- Agricultural
- Environmental
- Other interested parties


Retailer Working Group

Committees:

- Water Conservation and Demand Management Committee
- Agricultural Water Advisory Committee
- Environmental and Water Resources Committee
- Retailer committees



# Schedule

2022	Jan	Feb	Mar	Apr	May	Jun	Jul	Aug	Sep	Oct	Nov	Dec	
Tasks	Benchmark Study			Drought Monitoring / Water Shortage Response									FINAL DRAFT
		Vulnerability Assessment						Drought Response Framework					
Internal Stakeholder Meetings	◆			◆				◆			◆		
External Task Force		◆			◆				◆			◆	

## 2023

March - Respond to Reclamation comments and finalize plan

Summer 2023 – Board considers adoption of the Final Drought Contingency Plan



# Next Steps

- Finalize Benchmark Study
- Continue Vulnerability Assessment
- Provide Committee Updates





# Santa Clara Valley Water District

---

**File No.:** 22-0245

**Agenda Date:** 2/23/2022

**Item No.:** 4.3.

---

## COMMITTEE AGENDA MEMORANDUM

### Water Conservation and Demand Management Committee

**SUBJECT:**

Standing Items Report.

**RECOMMENDATION:**

- A. This agenda item allows the Committee to receive verbal or written updates and discuss the below subjects. These items are generally informational; however, the Committee may request additional information from staff:
- B. This is informational only and no action is required.  
*Staff may provide a verbal update at the 2/23/2022, meeting if there is reportable/updated information.*
  - 1. Sustainable Groundwater Management Act (SGMA)
  - 2. Flood MAR
  - 3. Agricultural Water Use Baseline Study

**SUMMARY:**

Standing Items will allow regular reports from staff on subjects that may be of interest to the committee members.

**ATTACHMENTS:**

None.

**UNCLASSIFIED MANAGER:**

Candice Kwok-Smith, 408-630-3193

**This Page Intentionally Left Blank**



# Santa Clara Valley Water District

---

**File No.:** 22-0246

**Agenda Date:** 2/23/2022

**Item No.:** 4.4.

---

## COMMITTEE AGENDA MEMORANDUM

### Water Conservation and Demand Management Committee

**SUBJECT:**

Review Water Conservation and Demand Management Committee Work Plan, the Outcomes of Board Action of Committee Requests; and the Committee's Next Meeting Agenda.

**RECOMMENDATION:**

Review the Committee work plan to guide the committee's discussions regarding policy alternatives and implications for Board deliberation.

**SUMMARY:**

The attached Work Plan outlines the approved topics for discussion to be able to prepare policy alternatives and implications for Board deliberation. The work plan is agendaized at each meeting as accomplishments are updated and to review additional work plan assignments by the Board.

**BACKGROUND:**

**Governance Process Policy-8:**

The District Act provides for the creation of advisory boards, committees, or commissions by resolution to serve at the pleasure of the Board.

Accordingly, the Board has established Advisory Committees, which bring respective expertise and community interest, to advise the Board, when requested, in a capacity as defined: prepare Board policy alternatives and provide comment on activities in the implementation of the District's mission for Board consideration. In keeping with the Board's broader focus, Advisory Committees will not direct the implementation of District programs and projects, other than to receive information and provide comment.

Further, in accordance with Governance Process Policy-3, when requested by the Board, the Advisory Committees may help the Board produce the link between the District and the public through information sharing to the communities they represent.

**ATTACHMENTS:**

Attachment 1: WCaDMC Work Plan

**UNCLASSIFIED MANAGER:**

Candice Kwok-Smith, 408-630-3193

**This Page Intentionally Left Blank**

# Water Conservation and Demand Management Committee Work Plan 2022

Item No.	Work Plan Item	Meeting Date	Discussion/Action Item	Accomplishment Date and Outcome
<b>Water Supply Master Plan Strategy 1:</b> Secure Existing Supplies Goal:    99,000 AF conservation by 2030				
1	Monitor progress in achieving water conservation goal: <ul style="list-style-type: none"> <li>• Amount of water conserved</li> <li>• Water conservation program success metrics (participation, lawn conversion, etc.)</li> <li>• Water conservation outreach success metrics</li> <li>• Collaboration with retailers</li> <li>• Communicating about water waste</li> <li>• Engage and support private-sector stakeholders, local, state, and federal agencies that promote water conservation.</li> <li>• Drought Updates – progress toward 15% reduction compared to 2019, specific actions</li> </ul>	Annually (April)  August 2021 November 2021 August 2021  October  Monthly	Discussion/Action Items	<p style="background-color: yellow;"><b>Accomplished March 30, 2021:</b></p> <p>The Committee reviewed and discussed voluntary call for conservation and took the following action:            The Committee voted unanimously to increase the Landscape Rebate Program to \$2.00 a square foot.  <i>Board approved at its meeting on April 27, 2021.</i></p> <p style="background-color: yellow;"><b>Accomplished April 12, 2021:</b></p> <p>The Committee received updated information on the 2021 Water Supply Conditions and Water Conservation Program and took the following action:            The Committee by a roll call vote unanimously approved</p> <ol style="list-style-type: none"> <li>1. Support maintaining current voluntary call for conservation</li> <li>2. Recommends the Board direct staff to increase water conservation messaging, programs to inspire additional water savings, and</li> <li>3. The Committee also recommended the outreach messaging include the following</li> </ol>

# Water Conservation and Demand Management Committee Work Plan 2022

Item No.	Work Plan Item	Meeting Date	Discussion/Action Item	Accomplishment Date and Outcome
				<p>suggestions since the messaging is being developed to tailor the message:</p> <ul style="list-style-type: none"> <li>• To those that are conserving vs those that are not, (what should be done if someone is not conserving),</li> <li>• Encourage those that are already conserving and what tools/suggestions for them to continue,</li> <li>• To be user-friendly,</li> <li>• That the 20% water conservation message mention the base year (2013 or other year)</li> <li>• Conservation goal objective be clear—whether a number of 15% or 20% is going to be used (or not).</li> </ul> <p><i>Board approved at its meeting on April 27, 2021, with a recommended conservation goal objective of 25%.</i></p> <p><b>Accomplished May 10, 2021:</b> The Committee received an update on the Water Conservation Program and Spring and Summer Outreach Campaigns and took no action.</p>

# Water Conservation and Demand Management Committee Work Plan 2022

Item No.	Work Plan Item	Meeting Date	Discussion/Action Item	Accomplishment Date and Outcome
				<p><b><u>Accomplished June 21, 2021:</u></b> The Committee received an update on the Water Conservation Programs and activities following the Board’s adoption of a resolution declaring a water shortage emergency condition calling for water use restrictions and urging the County of Santa Clara to proclaim a local emergency and took no action.</p> <p><b><u>Accomplished July 26, 2021:</u></b> The Committee received the monthly update on progress towards Valley Water Resolution 21-68’s water use reduction target and drought-related water conservation efforts and took no action.</p> <p><b><u>Accomplished August 30, 2021:</u></b> The Committee received the monthly update on progress towards Valley Water Resolution 21-68’s water use reduction target and drought-related water conservation efforts and took no action.</p> <p><b><u>Accomplished September 27, 2021:</u></b> The Committee received the monthly update on progress towards Valley Water Resolution 21-68’s water use reduction target and</p>

# Water Conservation and Demand Management Committee Work Plan 2022

Item No.	Work Plan Item	Meeting Date	Discussion/Action Item	Accomplishment Date and Outcome
				<p>drought-related water conservation efforts and took no action.</p> <p><b><u>Accomplished October 25, 2021:</u></b> The Committee received the monthly update on progress towards Valley Water Resolution 21-68's water use reduction target and drought-related water conservation efforts and took no action.</p> <p><b><u>Accomplished November 22, 2021:</u></b> The Committee received the monthly update on progress towards Valley Water Resolution 21-68's water use reduction target and drought-related water conservation efforts and took no action.</p> <p><b><u>Accomplished December 20, 2021:</u></b> The Committee received the monthly update on progress towards Valley Water Resolution 21-68's water use reduction target and drought-related water conservation efforts and took no action.</p> <p><b><u>Accomplished January 24, 2022:</u></b> The Committee received the monthly update on progress towards Valley Water Resolution 21-68's water use reduction target and</p>



# Water Conservation and Demand Management Committee Work Plan 2022

Item No.	Work Plan Item	Meeting Date	Discussion/Action Item	Accomplishment Date and Outcome
				drought-related water conservation efforts and took no action.
2	Recommend policies towards water conservation goal: <ul style="list-style-type: none"> <li>• Water Conservation Strategic Plan</li> <li>• Making Water Conservation a Way of Life</li> <li>• Review the current 15% call for water use reduction compared to 2019 water use</li> <li>• New programs</li> <li>• SCW funding</li> </ul>	October 2021  September 2021	Discussion/Action Items	<b>Accomplished October 25, 2021:</b> The Committee received the information on the 2021 Water Conservation Strategic Plan and took no action.
<b>Water Supply Master Plan Strategy 2: Increase Water Conservation and Stormwater Capture</b> Goal: Increase water conservation to 109,000 AF/year and increase stormwater capture to 1,000 AF/year by 2040.				
3	Monitor progress in achieving the long-term water conservation and stormwater capture goal: <ul style="list-style-type: none"> <li>• Investments in no-regrets package/stormwater resource plan implementation</li> <li>• Ag Water Use Baseline study</li> <li>• Collaboration with UC Water on Flood Managed Aquifer Recharge (Flood MAR)</li> </ul>	→ August 2021 → December 2021 → January 2022 → August 2021 → December 2021 → January 2022	Discussion/Action Items	<b>Accomplished August 30, 2021:</b> The Committee received verbal updates on the Flood MAR and Agricultural Water Use Baseline Study and took no action.  <b>Accomplished December 20, 2021:</b> The Committee received verbal updates on the Flood MAR and Agricultural Water Use Baseline Study and took no action.

# Water Conservation and Demand Management Committee Work Plan 2022

Item No.	Work Plan Item	Meeting Date	Discussion/Action Item	Accomplishment Date and Outcome
				<p><b>Accomplished January 24, 2022:</b> The Committee received presentations on the Agricultural Water Use Baseline Study and on the Flood MAR and took no action.</p>
4	<p>Recommend policies towards achieving long-term water conservation goal</p> <ul style="list-style-type: none"> <li>• Collaboration on ordinances</li> </ul>	2022	Discussion/Action Items	
<p><b>Water Supply Master Plan Strategy 3: Optimize the Use of existing supplies and infrastructure</b></p>				
5	South County Recharge	TBD	Discussion/Action Items	

# Water Conservation and Demand Management Committee Work Plan 2022

Item No.	Work Plan Item	Meeting Date	Discussion/Action Item	Accomplishment Date and Outcome
6	<p>Sustainable Groundwater Management Plan (SGMA)</p> <ul style="list-style-type: none"> <li>• Updates on our 2021 Groundwater Management Plan</li> <li>• New Groundwater Sustainability Plan (GSP) for North San Benito Subbasin</li> </ul>	Monthly	Discussion/Action Items	<p><b><u>Accomplished May 10, 2021:</u></b> The Committee received an update on the Sustainable Groundwater Management Act and took no action.</p> <p><b><u>Accomplished July 26, 2021:</u></b> The Committee received a verbal update on the Sustainable Groundwater Management Act and took no action.</p> <p><b><u>Accomplished August 30, 2021:</u></b> The Committee received a verbal update on the Sustainable Groundwater Management Act and took no action.</p> <p><b><u>Accomplished September 27, 2021:</u></b> The Committee received a verbal update on the Sustainable Groundwater Management Act and took no action.</p> <p><b><u>Accomplished October 25, 2021:</u></b> The Committee received a report on the 2021 Groundwater Management Plan Update (Alternative Sustainable Groundwater Management Act Plan) and took no action.</p>

# Water Conservation and Demand Management Committee Work Plan 2022

Item No.	Work Plan Item	Meeting Date	Discussion/Action Item	Accomplishment Date and Outcome
				<p><b>Accomplished November 22, 2021:</b> The Committee received an Overview of the North San Benito Groundwater Sustainability Plan and unanimously approved recommending bringing the plan to the December 14, 2021, Board of Directors meeting for public hearing and plan adoption. <i>Board approved at its meeting on December 14, 2021.</i></p> <p><b>Accomplished December 20, 2021:</b> The Committee received a verbal update on the Groundwater Sustainability Plans and took no action.</p> <p><b>Accomplished January 24, 2022:</b> The Committee received a verbal update on the Groundwater Sustainability Plans and took no action.</p>
<b>Future Demand Projections</b>				
7	Monitor progress and recommend policies <ul style="list-style-type: none"> <li>● <del>Monitoring and Assessment Program</del> <b>Risk Assessment and Climate Analysis</b></li> </ul>	Done	Discussion/Action Items	<p><b>Accomplished May 10, 2021:</b> The Committee received a presentation on the Monitoring</p>

# Water Conservation and Demand Management Committee Work Plan 2022

Item No.	Work Plan Item	Meeting Date	Discussion/Action Item	Accomplishment Date and Outcome
	<ul style="list-style-type: none"> <li>• Urban Water Management Plan</li> <li>• CCAP water supply portion</li> <li>• Water Shortage Contingency Plan update/Drought Response Plan update</li> </ul>	<p>Done</p> <p>February 2022</p>		<p>Assessment Program Update: Risk Assessment and Climate Analysis and took no action.</p> <p>The Committee received an update on the 2020 Urban Water Management Plan and took the following action: By unanimous roll call vote the Committee approved staff's recommendation to take the 2020 Urban Water Management plan to the Board on June 8<sup>th</sup> for the Board to consider a public hearing and adoption of the Plan.</p>
<b>Work Plan Updates</b>				
<b>8</b>	Review Water Conservation and Demand Management Committee Work Plan, the Outcomes of Board Action of Committee Requests; and the Committee's Next Meeting Agenda.	Monthly	Discussion/Action Items	<p><b><u>Accomplished March 30, 2021:</u></b> The Committee reviewed and discussed the Water Conservation and Demand Management Committee Work Plan and took no action, however, the Committee would like to connect items to the 2040 Water Supply Master Plan.</p> <p><b><u>Accomplished April 12, 2021:</u></b> The Committee reviewed and discussed the Water Conservation</p>

# Water Conservation and Demand Management Committee Work Plan 2022

Item No.	Work Plan Item	Meeting Date	Discussion/Action Item	Accomplishment Date and Outcome
				<p>and Demand Management Committee Work Plan and took no action, however, Committee Vice Chair Nai Hsueh will work on the Committee's work plan since meeting with the Chair would constitute a quorum.</p> <p><b>Accomplished May 10, 2021:</b> The Committee reviewed and discussed the Water Conservation and Demand Management Committee Work Plan and took no action, however, Committee Vice Chair Nai Hsueh will work on the Committee's newly revised work plan with staff for future meetings</p> <p><b>Accomplished June 21, 2021:</b> The Committee reviewed and discussed the Water Conservation and Demand Management Committee Work Plan and took no action, will use the new work plan and making assignments.</p> <p><b>Accomplished July 26, 2021:</b> The Committee reviewed and discussed the Water Conservation and Demand Management Committee Work Plan and took no action, however, Director LeZotte</p>

# Water Conservation and Demand Management Committee Work Plan 2022

Item No.	Work Plan Item	Meeting Date	Discussion/Action Item	Accomplishment Date and Outcome
				<p>will meet with staff on meeting agendas.</p> <p><b><u>Accomplished August 30, 2021:</u></b> The Committee reviewed and discussed the Water Conservation and Demand Management Committee Work Plan and took no action.</p> <p><b><u>Accomplished September 27, 2021:</u></b> The Committee reviewed and discussed the Water Conservation and Demand Management Committee Work Plan and took no action.</p> <p><b><u>Accomplished October 25, 2021:</u></b> The Committee reviewed and discussed the Water Conservation and Demand Management Committee Work Plan and took no action.</p> <p><b><u>Accomplished November 22, 2021:</u></b> The Committee reviewed and discussed the Water Conservation and Demand Management Committee Work Plan and took no action, however, the additional items (#9) need to be separated work plan items.</p>

# Water Conservation and Demand Management Committee Work Plan 2022

Item No.	Work Plan Item	Meeting Date	Discussion/Action Item	Accomplishment Date and Outcome
				<p><b>Accomplished December 20, 2021:</b> The Committee reviewed and discussed the Water Conservation and Demand Management Committee Work Plan and took no action.</p> <p><b>Accomplished January 24, 2022:</b> The Committee reviewed and discussed the Water Conservation and Demand Management Committee Work Plan and took no action.</p>
<b>Additional Items:</b>				
9	Outreach messaging for water-wise concerns.			
10	Find opportunities to ensure new development have improved water wise features <ul style="list-style-type: none"> <li>• Proactively engage to ensure new development have improved water wise features and review major developments within the county</li> <li>• Work on contacting the building trades about water conservation practices.</li> <li>• Work on contacting Planning Commissions on adopting the model ordinances</li> </ul>			



**This Page Intentionally Left Blank**