

December 15, 2021

MEETING NOTICE**WATER CONSERVATION AND DEMAND MANAGEMENT COMMITTEE**

Members of the Water Conservation and Demand Management Committee:

Director Nai Hsueh, Committee Vice Chair
Director Barbara Keegan
Director Linda J. LeZotte, Committee Chair

Staff Support of the Water Conservation and Demand Management Committee:

Rick L. Callender, Esq., Chief Executive Officer
Melanie Richardson, Assistant Chief Executive Officer
Aaron Baker, Chief Operating Officer, Water Utility
Rachael Gibson, Chief of External Affairs
J. Carlos Orellana, District Counsel
Gregory Williams, Deputy Operating Officer, Raw Water Division
Vincent Gin, Deputy Operating Officer, Water Supply Division
Bhavani Yerrapotu, Deputy Operating Officer, Treated Water Operations & Maintenance Division
Don Rocha, Deputy Administrative Officer, Office of Government Relations
Bart Broome, Assistant Officer, Office of Government Relations
Antonio Alfaro, Government Relations Advocate, Office of Government Relations
Kirsten Struve, Assistant Officer, Water Supply Division
Vanessa De La Piedra, Groundwater Management Manager, Groundwater Monitoring and Analysis Unit
Metra Richert, Unit Manager of the Water Supply Planning and Conservation Unit, Water Supply Division,
Samantha Greene, Senior Water Resources Specialist, Water Supply Planning & Conservation Unit
Jing Wu, Senior Water Resources Specialist, Water Supply Planning & Conservation Unit
Justin Burks, Senior Water Conservation Specialist, Water Supply Planning & Conservation Unit

The regular meeting of the Water Conservation and Demand Management Committee is scheduled to be held on **Monday, December 20, 2021, at 11:00 a.m.**, Join Zoom Meeting Link: <https://valleywater.zoom.us/j/92597340524>.

The meeting agenda and corresponding materials are located on our website: <https://www.valleywater.org/how-we-operate/committees/board-advisory-committees> or <https://www.valleywater.org/sites/default/files/WCaDMC-Agenda-12202021.pdf>.



December 20, 2021, Water Conservation and Demand Management Committee Meeting

Join Zoom Meeting

<https://valleywater.zoom.us/s/92597340524>

Meeting ID: 925 9734 0524

One tap mobile

+16699009128,,92597340524# US (San Jose)

Dial by your location

+1 669 900 9128 US (San Jose)

Meeting ID: 925 9734 0524



Santa Clara Valley Water District Water Conservation and Demand Management Committee

Teleconference-via Zoom

Join Zoom Meeting:

<https://valleywater.zoom.us/j/92597340524>

REGULAR MEETING AGENDA

**Monday, December 20, 2021
11:00 AM**

District Mission: Provide Silicon Valley safe, clean water for a healthy life, environment and economy.

BOARD REPRESENTATIVES:
Director Nai Hsueh, Committee Vice
Chair
Director Barbara Keegan
Director Linda J. LeZotte, Committee
Chair

During the COVID-19 restrictions, all public records relating to an open session item on this agenda, which are not exempt from disclosure pursuant to the California Public Records Act, that are distributed to a majority of the legislative body, will be available to the public through the legislative body agenda web page at the same time that the public records are distributed or made available to the legislative body. Santa Clara Valley Water District will make reasonable efforts to accommodate persons with disabilities wishing to participate in the legislative body's meeting. Please advise the Clerk of the Board Office of any special needs by calling (408) 265-2600.

Mr. Vincent Gin
(Staff Liaison)

Ms. Glenna Brambill, (COB
Liaison)
Management Analyst II
gbrambill@valleywater.org
1-408-630-2408

Note: The finalized Board Agenda, exception items and supplemental items will be posted prior to the meeting in accordance with the Brown Act.

Santa Clara Valley Water District
Water Conservation and Demand Management Committee

REGULAR MEETING
AGENDA

Monday, December 20, 2021

11:00 AM

Teleconference-via Zoom

BY VIRTUAL TELECONFERENCE ONLY

Pursuant to California Government Code section 54953(e), this meeting will be held by teleconference only. No physical location will be available for this meeting; however, members of the public will be able to participate in the meeting as noted below.

In accordance with the requirements of Gov. Code Section 54954.3(a), members of the public wishing to address the Board/Committee at a video conferenced meeting, during public comment or on any item listed on the agenda, should use the "Raise Hand" tool located in the Zoom meeting link listed on the agenda, at the time the item is called. Speakers will be acknowledged by the Board Chair in the order requests are received and granted speaking access to address the Board.

Santa Clara Valley Water District (Valley Water) in complying with the Americans with Disabilities Act (ADA), requests individuals who require special accommodations to access and/or participate in Valley Water Committee meetings to please contact the Clerk of the Board's office at (408) 630-2711, at least 3 business days before the scheduled meeting to ensure that Valley Water may assist you.

This agenda has been prepared as required by the applicable laws of the State of California, including but not limited to, Government Code Sections 54950 et. seq. and has not been prepared with a view to informing an investment decision in any of Valley Water's bonds, notes or other obligations. Any projections, plans or other forward-looking statements included in the information in this agenda are subject to a variety of uncertainties that could cause any actual plans or results to differ materially from any such statement. The information herein is not intended to be used by investors or potential investors in considering the purchase or sale of Valley Water's bonds, notes or other obligations and investors and potential investors should rely only on information filed by Valley Water on the Municipal Securities Rulemaking Board's Electronic Municipal Market Access System for municipal securities disclosures and Valley Water's Investor Relations website, maintained on the World Wide Web at <https://emma.msrb.org/> and <https://www.valleywater.org/how-we-operate/financebudget/investor-relations>, respectively.

Under the Brown Act, members of the public are not required to provide identifying information in order to attend public meetings. Through the link below, the Zoom webinar program requests entry of a name and email address, and Valley Water is unable to modify this requirement. Members of the public not wishing to provide such identifying information are encouraged to enter "Anonymous" or some other reference under name and to enter a fictional email address (e.g., attendee@valleywater.org) in lieu of their actual address. Inputting such values will not impact your ability to access the meeting through Zoom.

Join Zoom Meeting:
<https://valleywater.zoom.us/j/92597340524>

Meeting ID: 925 9734 0524
One tap mobile
+16699009128,,92597340524# US (San Jose)

1. CALL TO ORDER:

1.1. Roll Call.

2. TIME OPEN FOR PUBLIC COMMENT ON ANY ITEM NOT ON THE AGENDA.

Notice to the Public: Members of the public who wish to address the Committee on any item not listed on the agenda should access the "Raise Hand" tool located in Zoom meeting link listed on the agenda. Speakers will be acknowledged by the Committee Chair in order requests are received and granted speaking access to address the Committee. Speakers comments should be limited to two minutes or as set by the Chair. The law does not permit Committee action on, or extended discussion of, any item not on the agenda except under special circumstances. If Committee action is requested, the matter may be placed on a future agenda. All comments that require a response will be referred to staff for a reply in writing. The Committee may take action on any item of business appearing on the posted agenda.

3. APPROVAL OF MINUTES:

3.1. Approval of Minutes.

[21-1334](#)

Recommendation: Approve the November 22, 2021, Meeting Minutes

Manager: Candice Kwok-Smith, 408-630-3193

Attachments: [Attachment 1: 11222021 WCaDMC DRAFT Mins](#)

Est. Staff Time: 5 Minutes

4. ACTION ITEMS:

- 4.1. Monthly update on progress towards Valley Water Resolution 21-68's water use reduction target and water conservation efforts related to the drought emergency. [21-1335](#)

Recommendation: Receive an update on progress towards meeting the Board's call for water use reduction in response to the water shortage emergency condition and water conservation efforts relevant to the overall drought emergency response, and provide feedback to staff.

Manager: Kirsten Struve, 408-630-3138

Attachments: [Attachment 1: PowerPoint](#)
[Attachment 2: November 2021 Drought Response Report](#)

Est. Staff Time: 20 Minutes

- 4.2. Standing Items Report. [21-1336](#)

Recommendation: A. This agenda item allows the Committee to receive verbal or written updates and discuss the below subjects. These items are generally informational; however, the Committee may request additional information from staff:

- B. This is informational only and no action is required. *Staff may provide a verbal update at the 12/20/2021, meeting if there is reportable/updated information.*

1. Sustainable Groundwater Management Act (SGMA)
2. Flood MAR and Agricultural Baseline Study

Manager: Candice Kwok-Smith, 408-630-3193

Est. Staff Time: 10 Minutes

- 4.3. Review Water Conservation and Demand Management Committee Work Plan, the Outcomes of Board Action of Committee Requests; and the Committee's Next Meeting Agenda. [21-1337](#)

Recommendation: Review the Committee work plan to guide the committee's discussions regarding policy alternatives and implications for Board deliberation.

Manager: Candice Kwok-Smith, 408-630-3193

Attachments: [Attachment 1: WCaDMC Work Plan](#)

Est. Staff Time: 5 Minutes

5. CLERK REVIEW AND CLARIFICATION OF COMMITTEE REQUESTS.

This is an opportunity for the Clerk to review and obtain clarification on any formally moved, seconded, and approved requests and recommendations made by the Committee during the meeting.

6. ADJOURN:

- 6.1. Adjourn to Regular/Special Meeting at 11:00 a.m., on Monday, January 24, 2022.



Santa Clara Valley Water District

File No.: 21-1334

Agenda Date: 12/20/2021

Item No.: 3.1.

COMMITTEE AGENDA MEMORANDUM

Water Conservation and Demand Management Committee

SUBJECT:

Approval of Minutes.

RECOMMENDATION:

Approve the November 22, 2021, Meeting Minutes

SUMMARY:

A summary of Committee discussions, and details of all actions taken by the Committee, during all open and public Committee meetings, is transcribed and submitted for review and approval.

Upon Committee approval, minutes transcripts are finalized and entered into the District's historical records archives and serve as historical records of the Committee's meeting.

ATTACHMENTS:

Attachment 1: 11222021 WCaDMC Draft Minutes

UNCLASSIFIED MANAGER:

Candice Kwok-Smith, 408-630-3193



WATER CONSERVATION AND DEMAND MANAGEMENT COMMITTEE MEETING

DRAFT MINUTES

**MONDAY, NOVEMBER 22, 2021
11:00 AM**

A regular scheduled meeting of the Water Conservation and Demand Management Committee was held on November 22, 2021, via zoom in San Jose, California.

1. CALL TO ORDER

Committee Chair Director Linda J. LeZotte called the meeting to order at 11:03 a.m.

1.1. ROLL CALL

Committee Board Members in attendance were: Committee Vice Chair, Director Nai Hsueh (District 5), Director Barbara Keegan (District 2), Committee Chair, Director Linda J. LeZotte (District 4) establishing a quorum.

Staff members in attendance were: Joseph Aranda, Meghan Azralon, Aaron Baker, Glenna Brambill, Bart Broome, Justin Burks, Rick Callender, Theresa Chinte, George Cook, Vanessa De La Piedra, Phil Dolan, Mike Duffy, Melissa Fels, Anthony Fulcher, Paola Giles, Vincent Gin, Andy Gschwind, Jason Gurdak, Linh Hoang, Matt Keller, Candice Kwok-Smith, Carlos Orellana, Roger Pierno, Colin Resch, Melanie Richardson, Metra Richert, Mary Samar, Ashley Shannon, Kirsten Struve, Gregory Williams, and Jing Wu.

Guest Agencies in attendance were: Brian Boyer (Cinnabar Hills Golf Club), Michael Bolzowski (California Water Service Company), Jeff Cattaneo (San Benito County Water District), Kurt Elvert (San Jose Water Company) and Tim Guster (Great Oaks Water Company), Dominic Guterrez (Department of Water Resources-DWR) and Iris Priestaf (Todd Groundwater).

Public in attendance was: Director Tony Estremera (Valley Water Board Chair, District 6) and Doug Muirhead.

2. TIME OPEN FOR PUBLIC COMMENT ON ANY ITEM NOT ON AGENDA

There was no one present who wished to speak.

3. APPROVAL OF MINUTES

3.1 APPROVAL OF MINUTES

It was moved by Director Nai Hsueh, seconded by Director Barbara Keegan, and carried by roll call and unanimous vote, to approve the minutes of the October 25, 2021, Water Conservation and Demand Management Committee meeting as presented.

4. ACTION ITEMS

4.1 MONTHLY UPDATE ON PROGRESS TOWARDS VALLEY WATER RESOLUTION 21-68'S WATER USE REDUCTION TARGET AND WATER CONSERVATION EFFORTS RELATED TO THE DROUGHT EMERGENCY

Ms. Kirsten Struve reviewed the materials as outlined in the agenda item.

The Water Conservation and Demand Management Committee discussed the following: SFPUC Water, digital billboards, water restrictions/allocations, San Jose Water's meeting informing customers of their surcharges and incorporated 'lessons learned,' thanked staff for shortening waiting time on water conservation requests/shopping cart, adoption of MWENDO, VALLCO and other development projects, recycled water, suggested having an award celebrating those taking water conservation practices and/or measures, normal health safety category, and water wasters being held accountable.

Committee Vice Chair Director Nai Hsueh reported on attending the SCVWD Youth Commission's November meeting and suggested that one of their focus items be on water conservation being a way of life for their 2022 year.

Mr. Aaron Baker and Mr. Bart Broome were available to answer questions.

The Water Conservation and Demand Management Committee took no action.

4.2 OVERVIEW OF THE NORTH SAN BENITO GROUNDWATER SUSTAINABILITY PLAN

Dr. Iris Priestaf of Todd Groundwater reviewed the materials as outlined in the agenda item.

The Water Conservation and Demand Management Committee took the following action:
It was moved by Director Nai Hsueh, second by Director Barbara Keegan and by roll call and unanimous vote to recommend bringing the North San Benito Groundwater Sustainability Plan to the December 14, 2021, Board of Directors meeting for public hearing and plan adoption.

4.3 ZONE OF CONTROLLED DRINKING WATER WELL CONSTRUCTION FOR THE PURIFIED WATER PROJECT

Mr. George Cook reviewed the materials as outlined in the agenda item.

The Water Conservation and Demand Management Committee took no action.

4.4 STANDING ITEMS REPORT

Committee Chair Linda J. LeZotte reviewed the materials as outlined in the agenda item.

Ms. Metra Richert gave a verbal update that the Agricultural Water Use Baseline Study update will be coming to the Committee in January 2022.

The Water Conservation and Demand Management Committee took no action.

4.5 REVIEW WATER CONSERVATION AND DEMAND MANAGEMENT COMMITTEE WORK PLAN, THE OUTCOMES OF BOARD ACTION OF COMMITTEE REQUESTS; AND THE COMMITTEE'S NEXT MEETING AGENDA

Committee Vice Chair Director Nai Hsueh, Ms. Glenna Brambill and Ms. Kirsten Struve reviewed the materials as outlined in the agenda item.

Agenda Items for next meeting:

Monthly Drought Information and Standing Items Report

Separate the bulleted additional items #9 from the work plan.

The Committee agreed to change the next regularly scheduled meeting on Monday, December 27, 2021, at 11:00 a.m. to Monday, December 20, 2021, at 11:00 a.m.

5. CLERK REVIEW AND CLARIFICATION OF COMMITTEE'S REQUESTS

Ms. Glenna Brambill stated there was one action item for Board consideration.

Agenda Item 4.2.

The Water Conservation and Demand Management Committee by roll call and unanimous vote to recommend bringing the North San Benito Groundwater Sustainability Plan to the December 14, 2021, Board of Directors meeting for public hearing and plan adoption.

6. ADJOURNMENT

Committee Chair Director Linda J. LeZotte adjourned at 12:12 p.m., to the next regularly scheduled meeting Monday, December 20, 2021, 11:00 a.m.

Glenna Brambill
Board Committee Liaison
Office of the Clerk of the Board

Approved:



Santa Clara Valley Water District

File No.: 21-1335

Agenda Date: 12/20/2021

Item No.: 4.1.

COMMITTEE AGENDA MEMORANDUM

Water Conservation and Demand Management Committee

SUBJECT:

Monthly update on progress towards Valley Water Resolution 21-68's water use reduction target and water conservation efforts related to the drought emergency.

RECOMMENDATION:

Receive an update on progress towards meeting the Board's call for water use reduction in response to the water shortage emergency condition and water conservation efforts relevant to the overall drought emergency response, and provide feedback to staff.

SUMMARY:

On June 9, 2021, the Valley Water Board of Directors declared a water shortage emergency condition pursuant to California Water Code §350, called for water use reduction of 15% compared to 2019, and urged the County of Santa Clara to proclaim a local emergency. The County adopted a Resolution ratifying the proclamation of a local emergency due to the drought on June 22, 2021.

The U.S. Drought Monitor Report from November 2, 2021, indicates that the majority of the County is in extreme drought, and the northeastern portion of the County is in exceptional drought. Rains in October and November increased local reservoir storage only by less than 1%. Following the early season storms, the second half of November was warm and dry. As of December 3, 2021, the Sierra Nevada snowpack, a primary source of imported water, is at 11% of normal and state snowpack is 17% of normal.

Reflecting critically dry conditions across the state, the Central Valley Project and State Water Project drastically reduced imported water allocations in 2021, which typically comprise half of Valley Water's annual water supply. An additional Central Valley Project Municipal and Industrial Public Health and Safety increment of 28,500 AF was delivered during the second half of 2021. Valley Water secured agreements for about 58,000 AF of emergency transfer supplies (not taking into account conveyance losses across the Delta) in 2021 and recovered approximately 35,000 AF from its Semitropic Groundwater Banking Program. These supplies are now being delivered to Valley Water or being stored in San Luis Reservoir for use in 2022. Valley Water has begun negotiating for additional purchases of emergency transfer water in 2022 if conditions continue to be dry.

While the seasonal recovery has begun to stabilize or increase groundwater levels in many areas of the county, groundwater levels continue to decline due to the drought in some areas. Emergency imported water supplies and water use reduction by the community have begun to help slow groundwater level declines. However, if dry conditions continue and the Board's water use reduction

target is not met consistently, projected 2022 groundwater storage is similar to what was observed in 2014. This would increase the risk in 2022 of resumed subsidence in North County and wells going dry, particularly in South County. In South County, groundwater is the only drinking water supply.

Consequently, water conservation is an important strategy to help alleviate these negative impacts.

Drought Adaptive Management

Valley Water's adaptive management approach to address drought will be presented, along with possible future drought scenarios. Three possible future scenarios were evaluated. The first is a median hydrology condition for 2022, which reflects a substantial improvement from the current drought conditions. The second scenario or "critical case" and the third scenario or "extreme case" both reflect a continuation of the drought and assume a critically dry 2022 and dry 2023. Staff will discuss efforts to track changing conditions, preparations for continued dry conditions, current recommended actions, and proposed recommended actions based on the analyzed scenarios.

Water Conservation Outreach Messaging

Valley Water's multilingual water conservation campaign continues to promote water conservation as a way of life, being drought-ready, and Valley Water's many conservation programs. The campaign includes ads on TV, radio, online, social media and print.

In November, staff prepared multi-language radio, TV, and social media ads to highlight Valley Water's effort to increase conservation and expand our county's use of purified water. The conservation and purified water campaign will run into the spring. On November 16, 2021, staff held a media event in Morgan Hill, highlighting the importance of water conservation and the benefits of the Landscape Rebate Program. Reporters from print, radio, and television interviewed Director John L. Varela, conservation specialist Ashley Shannon, and homeowners who converted their yard using Valley Water's rebate program. On the same day, staff provided our Speakers Bureau Program presentation focused on the drought, water conservation, and water supply to the Woodland Estates Homeowner Association in Morgan Hill.

Valley Water presented drought and water conservation information to Valley Water's Youth Commission on November 17, 2021, and staff is actively working with the Commission's Outreach subcommittee to get water conservation information out to the Commissioners' peers and other youth commissions across Santa Clara County.

Additionally, Valley Water's Water Ambassadors continue to support conservation by completing Do-It-Yourself Water Wise Indoor Survey Kits and assembled over 300 in November. One of our Water Ambassadors distributed 20 of these kits at the Woodland Estates Neighborhood Association meeting in Morgan Hill. Valley Water continues to share water conservation tips, tools, rebates and programs on our social media pages, including the Sustainable Landscape Guide.

Water Conservation Programs

Valley Water has received a significant increase in applications for our landscape rebates, requests for water-saving devices, and reports of water waste in 2021. The table below shows monthly

participation data available from 2021. In November, Valley Water received 182 applications for the Landscape Rebate Program (LRP), 935 orders for water-efficient devices from our website, and 118 water waste reports. These are signs that people are taking this drought seriously and are taking actions to support water use reduction.

Through shifting full time and temporary staff priorities to expedite LRP processing, the wait time to be contacted for an onsite pre-inspection for LRP applicants has been decreased by more than half, from about 6-7 weeks to about 3 weeks. Valley Water is in the final contract stages to bring on a vendor in the next few weeks to further reduce the onsite pre-inspection wait time. LRP applicants have also been sent instructions for submitting self-guided measurements if they wish to expedite the application process. Valley Water conducted pre-inspections through Google Earth for all applicants who were identified as viable candidates for this expedited option.

A vendor for the online eCart to provide free conservation devices began shipping orders on November 1, 2021, in order to minimize or eliminate wait time.

Countywide Water Use Reduction

Valley Water is engaging with water retailers and cities to encourage drought response actions. As of November 30, 2021, the County of Santa Clara and 13 cities in Santa Clara County have taken action to their Councils in response to the extreme drought conditions and to Valley Water's call to reduce water use by 15% compared to 2019 levels. Cities that have not yet taken formal Council action still recognize the current drought conditions and have provided information on Valley Water's water conservation rebates and programs on their websites to encourage water use reduction among residential customers. On November 23, 2021, the San Francisco Public Utilities Commission (SFPUC) declared a water shortage emergency and approved measures aimed at further conserving and reducing water usage across the SFPUC's service territory in response to exceptionally dry weather conditions. The declaration includes a 10 percent voluntary reduction compared to water use from July 2019 to June 2020. SFPUC customers are responding to the declaration and have expanded outreach and education to encourage wise water use across their jurisdictions.

After months of progress, Santa Clara County met Valley Water's call to reduce water use by 15% compared to 2019. Valley Water's retailers used 16% less water in October 2021 compared to October 2019. San Jose recorded about 2 inches of rain in October, which may have helped in reaching the goal. Rain often results in a decrease in outdoor water use. Valley Water anticipates that consistently maintaining a 15% reduction in water use each month will be challenging. Valley Water continues its outreach to the media and community to encourage residents, businesses, farms, and others to continue to save water.

ATTACHMENTS:

Attachment 1: PowerPoint

Attachment 2: November 2021 Drought Response Report

UNCLASSIFIED MANAGER:

Kirsten Struve, 408-630-3138



Monthly Drought Emergency Response and Water Supply Update

Water Conservation and Demand Management Committee
December 20, 2021

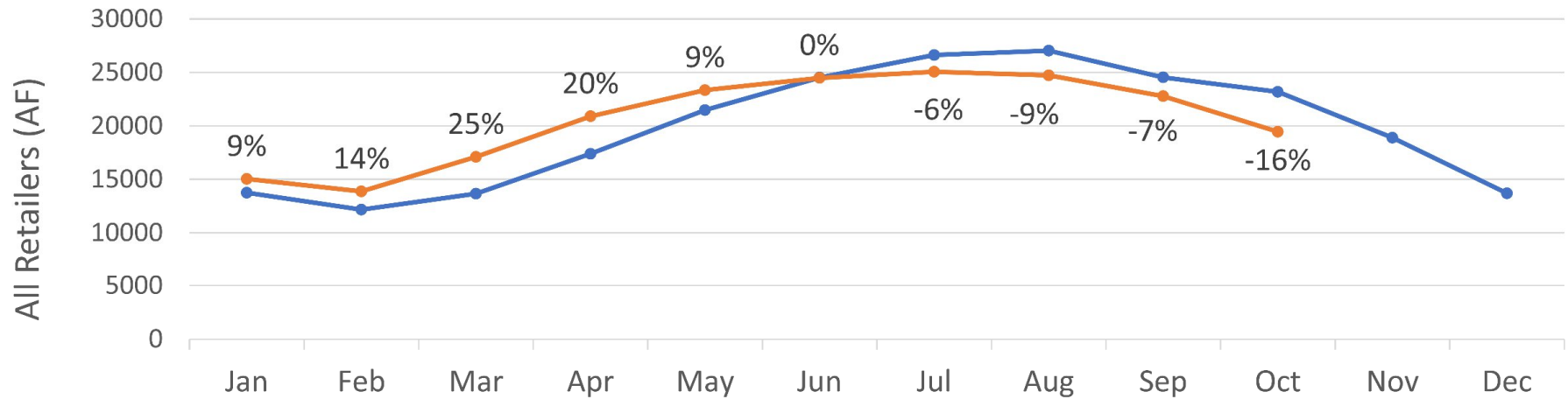


Valley Water's water savings call was achieved in October

2

— 2019 — 2021

The percent increase (+) or percent decrease (-) in water use from 2019 to 2021 is shown for each month.



valleywater.org

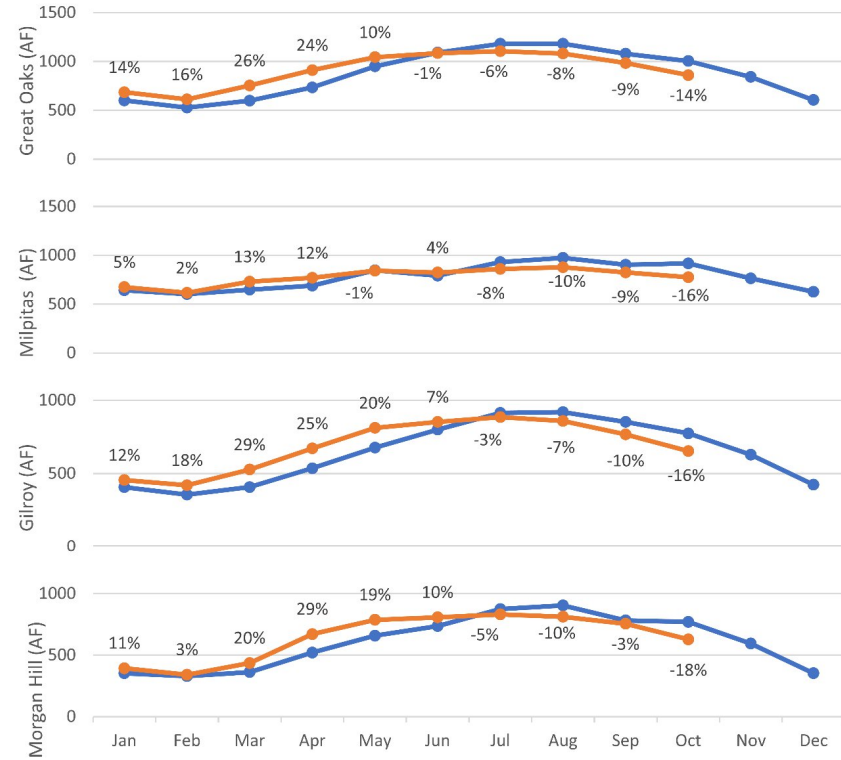
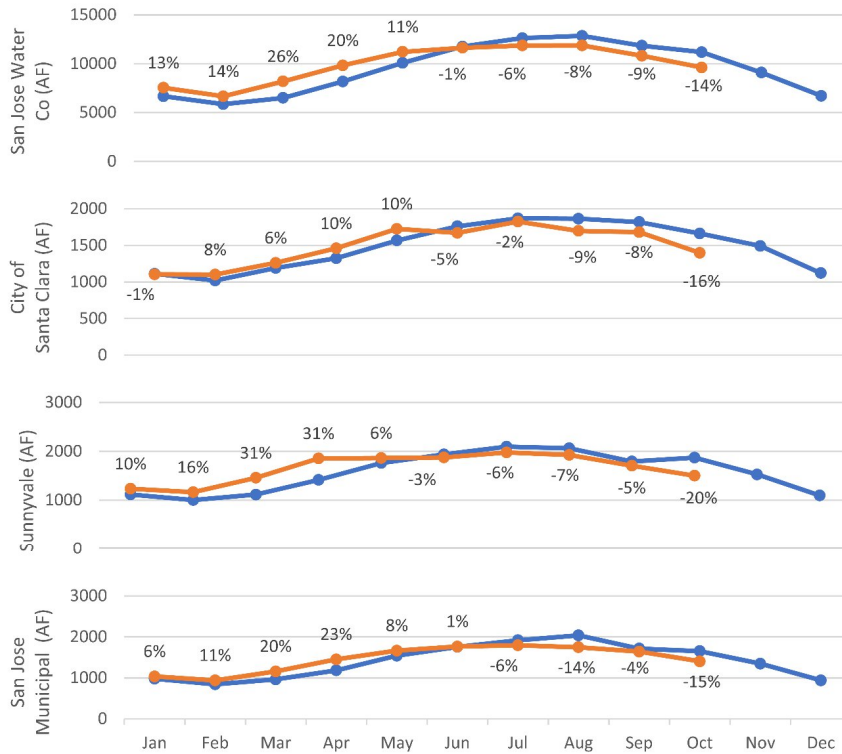


Retailer Progress in Water Use Reduction

3

2019 2021

The percent increase (+) or percent decrease (-) in water use from 2019 to 2021 is shown for each month.

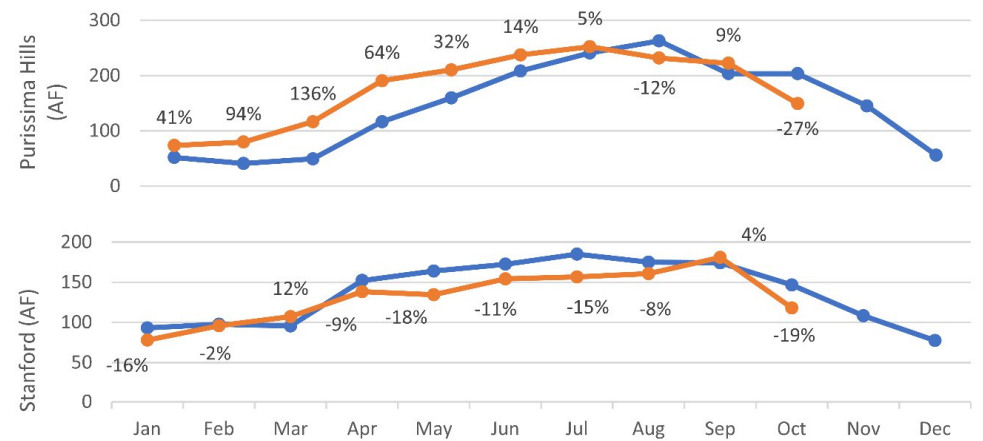
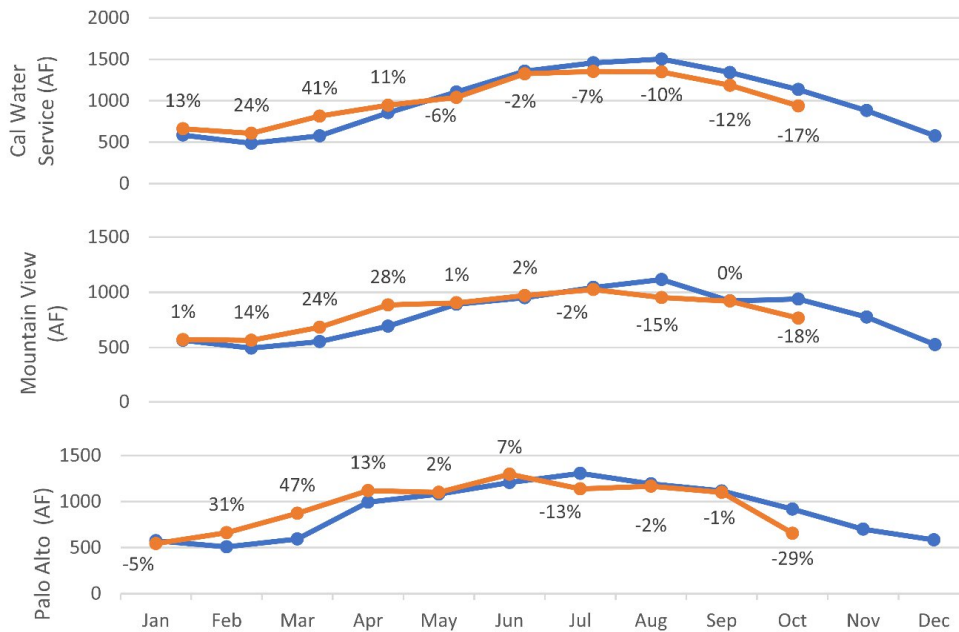


valleywater.org

Retailer Progress in Water Use Reduction (cont'd)

2019 2021

The percent increase (+) or percent decrease (-) in water use from 2019 to 2021 is shown for each month.



valleywater.org



Water Supply Scenarios Evaluated

5

Forecast of potential water supply conditions and potential actions needed based on:

- Median Conditions for 2022
- Dry Conditions for 2022/2023
 - Critical case (low imports)
 - Extreme case (minimal imports)
 - Both cases assume critically dry 2022 and dry 2023

Table of Scenarios Evaluated

| Scenario | Imported and Local Surface Supplies | Demand Reduction | WATER SUPPLY OUTLOOK | | | |
|----------|--|------------------|----------------------|----------------------------------|-----------|--|
| | | | Groundwater Recharge | Treated Water | Carryover | End of Year Groundwater Storage |
| Median | Adequate Allocations, transfers, and Semitropic take | 10% of 2019 | Full recharge | Provide 100% delivery | Adequate | 2022: 372 TAF Normal (Stage 1) |
| Critical | Low allocations, transfers, and Semitropic take | 10% of 2019 | Minimum recharge | Maintain 2021 delivery reduction | Minimal | 2022: 243 TAF Severe (Stage 3) 2023: 254 TAF Alert (Stage 2) |
| Extreme | Minimal allocations, transfers, and Semitropic take | 10% of 2019 | Minimum recharge | Significantly reduce delivery | None | 2022: 230 TAF Severe (Stage 3) 2023: 242 TAF Severe (Stage 3) |

Planning Ahead

Given the wide range in potential water supply conditions, we continue to:

- Actively track key indicators and changing conditions
- Prepare for continued dry conditions
- Recommend action and adapt as needed

Tracking Changing Conditions

- Local and statewide hydrology and reservoir storage
- Groundwater levels
- Water quality
- Water demands
- Drought awareness
- Policy or regulatory changes

Preparations for Continued Dry Conditions

- Securing emergency imported supplies
- Coordinating with DWR on Semitropic return
- Seeking FERC approval for water storage in Anderson Reservoir during 2022
- Supporting growth in water conservations programs
- Continuing consistent, coordinated water conservation messaging

Current Recommended Actions

10

- Maintain Valley Water Resolution 21-68 call for 15% reduction in water use (compared to 2019)
- Implement untreated surface water plan
- Continue increased conservation program rebate rate
- Outreach to agriculture and jurisdictions
- Continue to monitor water supply indicators and adapt as needed

Possible Future Actions

11

Assess scenario we are in by March 2022

| Scenario | Possible Actions | |
|-----------------|------------------------------------|---|
| | Pursue emergency imported supplies | Consider increasing water use reduction or restrictions |
| Median | Not needed | Not needed |
| Critical | Recommended | Recommended |
| Extreme | Recommended | Recommended |

Drought and Conservation Public Outreach

12

Multilingual digital, print, TV, radio, videos

Media outreach

Social media campaigns

Speakers Bureau outreach

Water Ambassadors

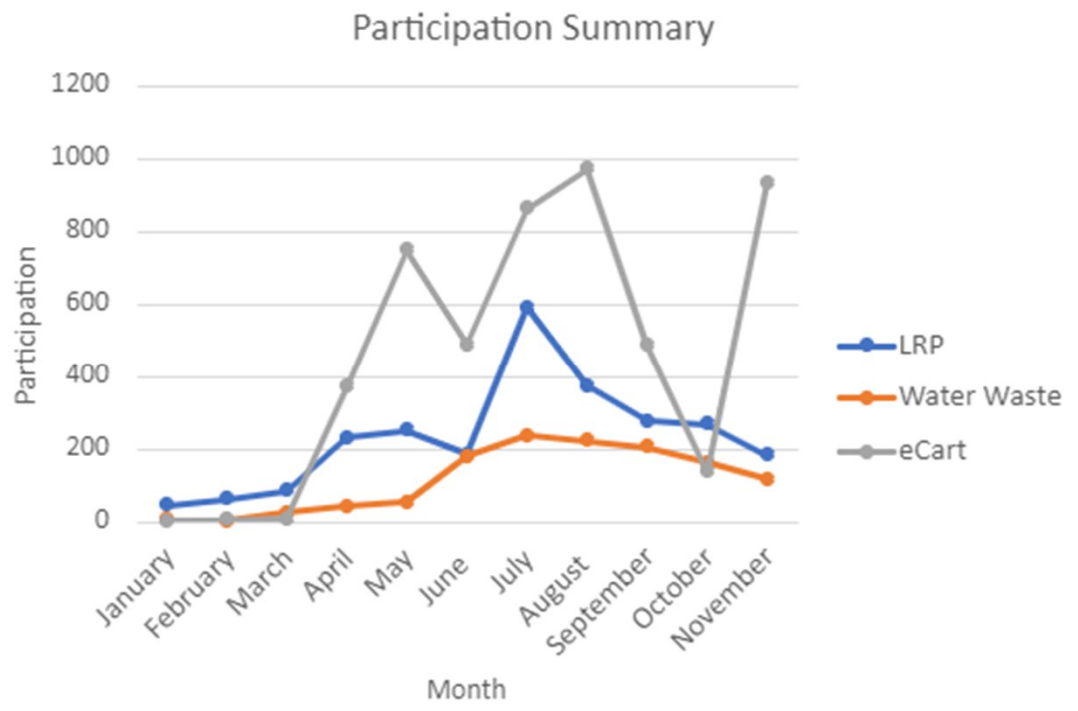
Education



valleywater.org

Water Conservation Programs

- Increased Participation
- Landscape Rebate Program application processing time reduced significantly
- eCart vendor began shipping orders November 1st



Collaboration

14

- Council action or administrative measures by County of Santa Clara and 13 cities
- SFPUC declares water shortage emergency in Nov, calls for voluntary 10% conservation
- SFPUC customers expanded conservation messaging

QUESTIONS



This Page Intentionally Left Blank

Drought Emergency Response Report

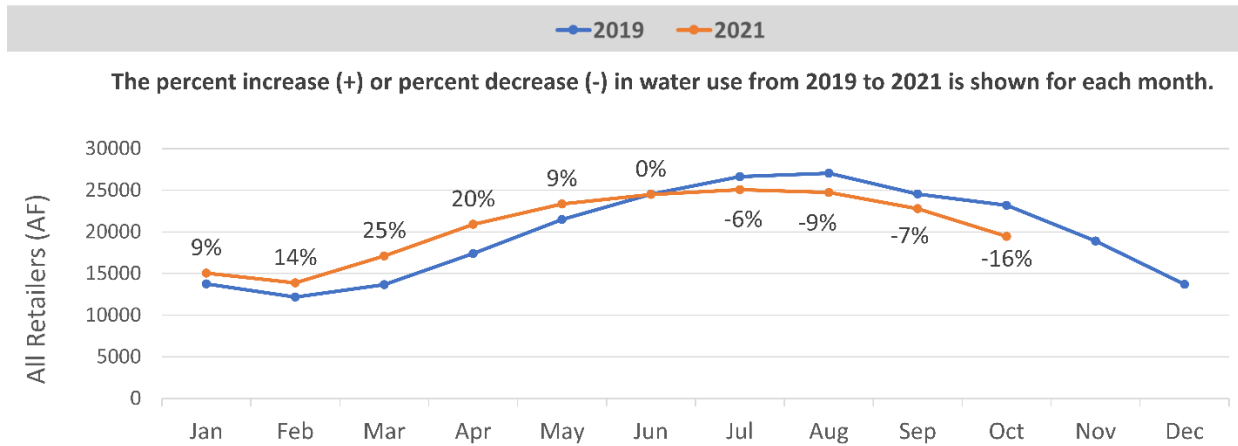
NOVEMBER 2021

Resolution 21-68 Implementation

On June 9, 2021, the Board adopted Valley Water Resolution 21-68 which declared a water shortage emergency condition pursuant to California Water Code §350, called for water use reduction of 15% compared to 2019, and urged the County of Santa Clara (County) to proclaim a local emergency. The County adopted a Resolution ratifying the proclamation of a local emergency due to the drought on June 22, 2021. California’s Governor included Santa Clara County as part of a drought emergency proclamation on July 8, 2021, and this proclamation included all California counties on October 19, 2021. Valley Water activated its Emergency Operations Center (EOC) on June 16, 2021 to assist with resolution implementation and other drought-related efforts.

Retailer Water Use Reduction

The graph below depicts total water use from the 13 retailers in Santa Clara County to help track progress towards achieving Valley Water’s 15% call for water use reduction made in June 2021.



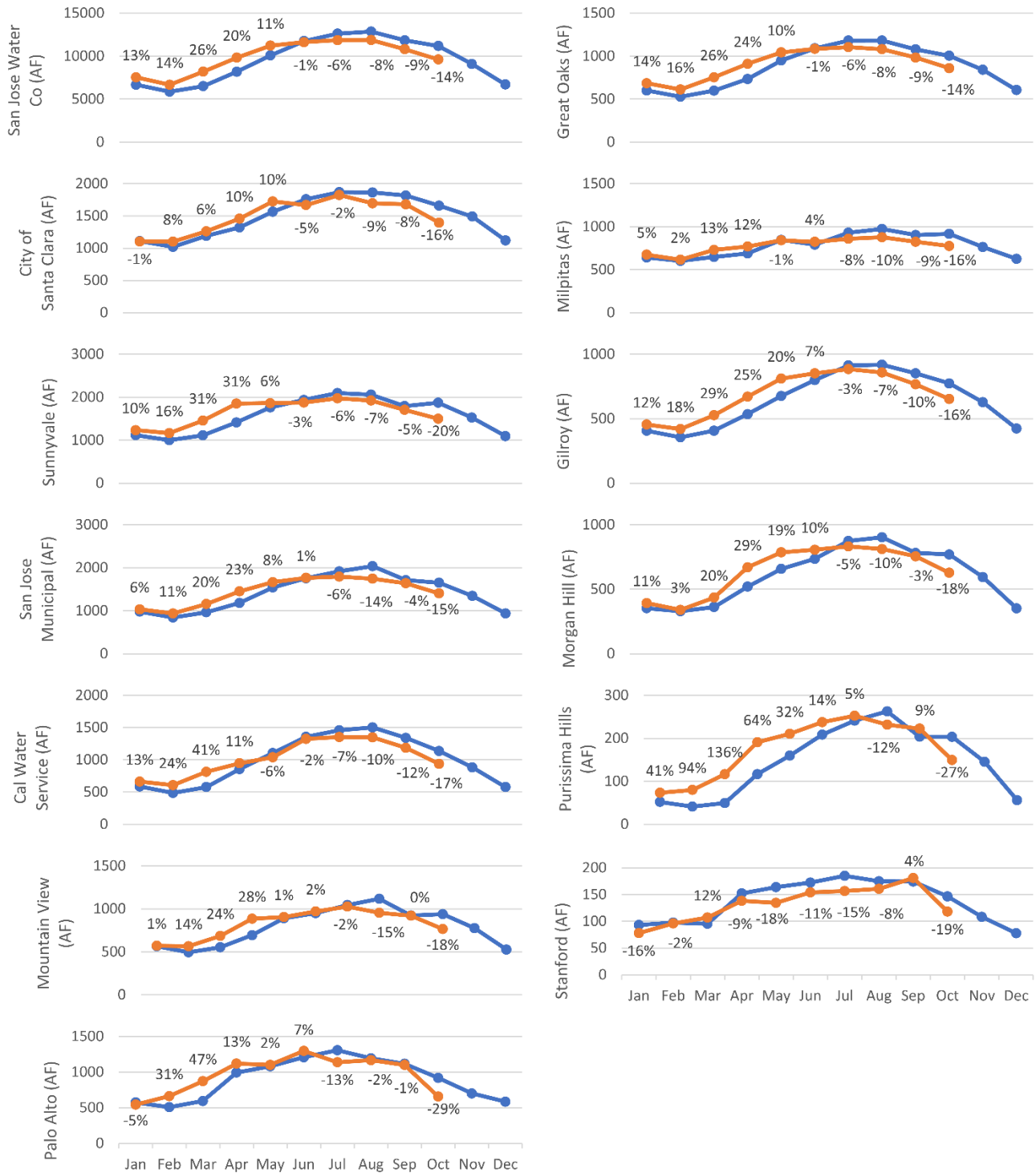
- After months of progress, Santa Clara County met Valley Water’s call to reduce water use by 15% compared to 2019. Valley Water’s retailers used 16% less water in October 2021 compared to October 2019.
- We thank jurisdictions and the community for helping us achieve the goal of a 15% reduction in water use countywide.
- San Jose recorded about 2 inches of rain in October, which may have helped us reach our goal. Rain often results in a decrease in outdoor water use.
- We anticipate that consistently maintaining a 15% reduction in water use each month will be challenging. We encourage our communities to keep up the great work in using less water during this extreme drought.
- Valley Water continues its outreach to the media and community to encourage residents, businesses, farms, and others to save water.

These graphs depict water use by each of Valley Water’s 13 retailers to help track progress towards achieving the 15% call for water use reduction made in June 2021. Note that City of Palo Alto Utilities (Palo Alto) and Purissima Hills Water District (Purissima) normally do not use Valley Water sources of water. A large proportion of water used by the City of Mountain View Public Works (Mountain View) and Stanford Utilities (Stanford) is not from Valley Water sources.

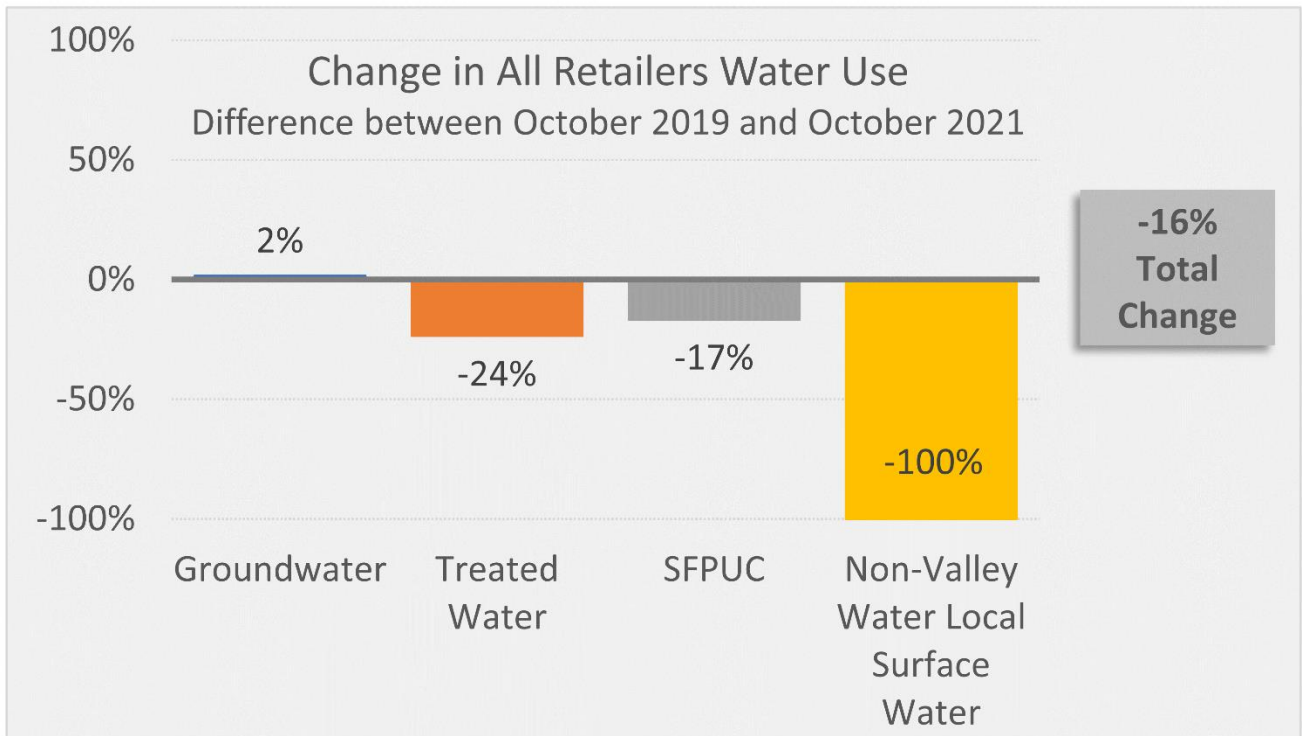
Monthly Water Use by Retailer (AF)

— 2019 — 2021

The percent increase (+) or percent decrease (-) in water use from 2019 to 2021 is shown for each month.



The graph below depicts changes between the retailers' different types of water use and shows that Valley Water retailers' total water use in October 2021 was 16% lower than in October 2019. As expected, the proportion of groundwater use tends to increase during drought.



The table below shows Valley Water retailers' water usage volumes by type.

| Water Retailer | Total Water Use in Acre-Feet (Jan - Oct 2019) | | | | | Total Water Use in Acre-Feet (Jan - Oct 2021) | | | | |
|--------------------------|---|---------------|---------------|--------------------------------------|----------------|---|---------------|---------------|--------------------------------------|----------------|
| | Groundwater | Treated Water | SFPUC | Non-Valley Water Local Surface Water | SUM | Groundwater | Treated Water | SFPUC | Non-Valley Water Local Surface Water | SUM |
| San Jose Water Company | 25,700 | 56,400 | - | 14,800 | 96,900 | 46,900 | 51,600 | - | 800 | 99,200 |
| Santa Clara, City | 8,300 | 4,000 | 2,900 | - | 15,200 | 8,600 | 3,200 | 3,100 | - | 14,900 |
| Sunnyvale | 100 | 6,900 | 9,100 | - | 16,200 | 100 | 7,700 | 8,800 | - | 16,600 |
| San Jose Municipal Water | 800 | 9,700 | 4,100 | - | 14,600 | 900 | 9,800 | 3,900 | - | 14,600 |
| California Water Service | 2,000 | 8,400 | - | - | 10,400 | 3,600 | 6,700 | - | - | 10,200 |
| Palo Alto | - | - | 9,500 | - | 9,500 | - | - | 9,700 | - | 9,700 |
| Mountain View | 200 | 900 | 7,100 | - | 8,200 | 100 | 800 | 7,300 | - | 8,200 |
| Great Oaks | 8,900 | - | - | - | 8,900 | 9,100 | - | - | - | 9,100 |
| Milpitas | - | 2,700 | 5,200 | - | 7,900 | - | 3,000 | 4,800 | - | 7,800 |
| Gilroy | 6,600 | - | - | - | 6,600 | 6,900 | - | - | - | 6,900 |
| Morgan Hill | 6,300 | - | - | - | 6,300 | 6,500 | - | - | - | 6,500 |
| Purissima Hills Water | - | - | 1,500 | - | 1,500 | - | - | 1,800 | - | 1,800 |
| Stanford | - | - | 1,500 | - | 1,500 | - | - | 1,300 | - | 1,300 |
| Total | 58,900 | 89,000 | 40,900 | 14,800 | 203,700 | 82,700 | 82,800 | 40,700 | 800 | 206,800 |

Collaboration with the County, Retailers, and Cities

- As of November 30, 2021, the County of Santa Clara and 13 cities in Santa Clara County have taken action to their Councils in response to the extreme drought conditions and to Valley Water's call to reduce water use by 15% compared to 2019 levels. Cities that have not yet taken formal Council action still recognize the current drought conditions and have provided information on Valley Water's water conservation rebates and programs on their websites to encourage water use reduction among residential customers.
- On November 23, 2021, the San Francisco Public Utilities Commission (SFPUC) declared a water shortage emergency and approved measures aimed at further conserving and reducing water usage across the SFPUC's service territory in response to exceptionally dry weather conditions. The declaration includes a 10 percent voluntary reduction compared to water use from July 2019 to June 2020. SFPUC customers are responding to the declaration and have expanded outreach and education to encourage wise water use across their jurisdictions.

Water Conservation Programs

Valley Water is actively promoting ways people can save water through rebates, free water-saving devices, and behaviors. The Landscape Rebate Program provides rebates for converting high-water use landscape to low-water use landscape, as well as retrofitting existing irrigation equipment with approved high-efficiency irrigation equipment. The Shopping Cart (eCart) Program offers free water-saving devices to homes and businesses. The Water Waste Program enables callers to confidentially report water waste and leaks, which Valley Water addresses by providing educational assistance to the owner of the leak.

- Valley Water has received a significant increase in applications for our landscape rebates, requests for water-saving devices, and reports of water waste in 2021. The table below shows monthly participation data available from 2021. In November, Valley Water received 182 applications for the Landscape Rebate Program (LRP), 935 orders for water-efficient devices from our website, and 118 water waste reports. These are signs that people are taking this drought seriously and are taking actions to support water use reduction.
- Through shifting full time and temp staff priorities to expedite LRP processing, the wait time to be contacted for an onsite pre-inspection for LRP applicants has been decreased by more than half, from about 6-7 weeks to about 3 weeks. Valley Water is in the final contract stages to bring on a vendor in the next few weeks to further reduce the onsite pre-inspection wait time. The goal is to ultimately reduce wait time to 1 week.
- LRP applicants have also been sent instructions for submitting self-guided measurements if they wish to expedite the application process. Valley Water conducted pre-inspections through Google Earth for all applicants who were identified as viable candidates for this expedited option.
- A vendor for the online eCart to provide free conservation devices began shipping orders on November 1, 2021.

| Program | Jan | Feb | Mar | Apr | May | Jun | Jul | Aug | Sept | Oct | Nov | Total |
|--|-----|-----|-----|-----|-----|-----|-----|-----|------|-----|-----|-------|
| Landscape Rebate Program Applications¹ | 47 | 64 | 87 | 233 | 252 | 185 | 592 | 376 | 278 | 268 | 182 | 2,564 |
| Water-saving Device Orders² | 2 | 7 | 9 | 372 | 748 | 488 | 865 | 974 | 485 | 175 | 935 | 5,060 |
| Water Waste Reports | 5 | 4 | 26 | 42 | 53 | 180 | 238 | 223 | 206 | 163 | 118 | 1,258 |

¹Starting July 1, 2021, the landscape rebate was increased from \$1 to \$2 per square foot and the maximum rebate was increased from \$2,000 to \$3,000 for single-family homes.

²The eCart Program, launched in April, led to an increase in conservation device orders.

Drought and Water Conservation Outreach

- In November, staff prepared multi-language radio, TV, and social media ads to highlight Valley Water's effort to increase conservation and expand our county's use of purified water. The conservation and purified water campaign will run into the spring.
- On Nov. 16, staff held a media event in Morgan Hill, highlighting the importance of water conservation and the benefits of the Landscape Rebate Program. Reporters from print, radio, and television interviewed Director John L. Varela, conservation specialist Ashley Shannon, and homeowners who converted their yard using Valley Water's rebate program.
- Also on Nov. 16, staff provided our Speakers Bureau Program presentation focused on the drought, water conservation, and water supply to the Woodland Estates Home Owner Association in Morgan Hill.
- Valley Water continues to share water conservation tips, tools, rebates and programs on our social media pages, including the Sustainable Landscape Guide.
- Statistics for public outreach efforts are shown below.

| Outreach Type | November 2021 |
|---|---------------|
| Social Media¹ | |
| Impressions ² | 708,138 |
| Engagements ³ | 10,336 |
| Link Clicks | 4,973 |
| Video Views | 26,188 |
| Website Page Views | |
| Water conservation webpages | 14,957 |
| BeHeard.ValleyWater.org/drought-information | 183 |
| Media | |
| Media Mentions ⁴ | 434 |
| Speakers Bureau | |
| Presentations ⁵ | 1 |

¹Includes Facebook, Twitter, Instagram, and LinkedIn

²Impressions are the number of times a post is displayed in a newsfeed.

³Engagements are the number of times a user interacts with a post, such a retweet, click, and more.

⁴Includes TV, radio, social media, online and print

⁵ Office of Communications and Government Relations

Drought and Water Conservation Education

- In November, the Education Outreach team reached 770 students through 45 virtual classroom presentations. The team also supported 37 educators this month. The team engaged 45 members of the public through four Wonders of Water Wednesdays after-school enrichment programs and one public library program. All programs contain drought and water conservation messaging.
- The table below shows participation rates in the education programs in 2021. Participation tends to be higher when school is in session.

| Program | May | Jun | Jul | Aug | Sept | Oct | Nov |
|--------------------|-------|-----|-----|-----|------|-----|-----|
| Educators/Teachers | 52 | 19 | 93 | 8 | 20 | 24 | 37 |
| Classes/Groups | 58 | 18 | 27 | 8 | 11 | 24 | 45 |
| Students | 1,483 | 415 | 499 | 99 | 292 | 586 | 770 |

- Additionally, in November, Valley Water’s Water Ambassadors continued to support conservation by completing an additional 300 Do-It-Yourself Water Wise Indoor Survey Kits. One of our Water Ambassadors distributed 20 of these kits at the Woodland Estates Neighborhood Association meeting in Morgan Hill.
- Valley Water presented drought and water conservation information to Valley Water’s Youth Commission on November 17, 2021, and staff is actively working with the Commission’s Outreach subcommittee to get water conservation information out to the Commissioners’ peers and other youth commissions across the county.

Committee Updates

- Drought-related updates are being provided regularly at Committee meetings to receive feedback and guidance. These updates were provided to the Water Conservation and Demand Management Committee on November 22, 2021.

Water Supply Operations and Outlook

Following rainfall in October and November 2021, local reservoir storage increased by less than a percent. Local reservoir storage was 11% of capacity on November 30, 2021.

Imported Water

- State Water Project (SWP) and Central Valley Project (CVP) allocations for 2021 have remained stable at the following:
 - SWP – 5%
 - CVP Agricultural - 0%
 - CVP Municipal and Industrial (M&I) – 25%
- An additional CVP M&I Public Health and Safety increment of 28,500 AF is to be delivered by the end of calendar year 2021.
- On December 1, 2021, the Department of Water Resources (DWR) issued a Notice to State Water Project Contractors stating that the initial 2022 State Water Project allocation will be based on unmet minimum health and safety needs. Exceptions to the minimum health and safety need of 55 gallons per capita per day may be requested for DWR's consideration and approval. Valley Water submitted a request for public health and safety water on October 8, 2021 and is currently working with DWR to confirm the specific quantity allocated.
- As of the end of November, total storage in San Luis Reservoir is approximately 480,000 AF, which is an increase of approximately 194,000 AF since the end of October. As a result, Valley Water does not anticipate any

additional water quality impacts for the remainder of 2021. Valley Water will continue to monitor the water quality at the reservoir and will adjust the treatment process as needed to mitigate water quality impacts if low storage conditions resume in 2022.

- There were slight increases in Statewide reservoir volumes as a result of precipitation events in October and November 2021. Shasta Reservoir's storage is now at 25% of capacity, while Oroville Reservoir's storage is now at 30% of capacity, and San Luis Reservoir's storage is now at 24% of capacity.
- Following early season storms, the second half of November was warm and dry. As of December 3, 2021, the Sierra Nevada snowpack, a primary source of imported water, is at 11% of normal and state snowpack is 17% of normal.
- To date in 2021, Valley Water has secured agreements for about 58,000 AF of emergency transfer supplies, before taking into account conveyance losses across the Delta. DWR and the U.S Bureau of Reclamation successfully conveyed all of Valley Water's emergency transfer supplies in September and October 2021. Some of this water is currently being delivered to Valley Water and a portion is being stored in San Luis Reservoir for delivery in 2022. Valley Water is now exploring opportunities to secure additional emergency transfer supplies in 2022, if necessary.
- In addition, recovery of Valley Water's supplies at the Semitropic Groundwater Storage Bank continue as scheduled with Valley Water regularly coordinating with DWR to secure reliable delivery of this supply, about 35,000 AF, in 2021. Valley Water is coordinating with DWR and other Semitropic banking partners on delivery of Valley Water's banked water next year if 2022 is a dry year.

Treated Water

- San Luis Reservoir water level has continued to increase.
- Taste and odor and cyanotoxins compounds have been relatively low in the month of November. All other treated water quality parameters continued to be within acceptable ranges.
- Staff continued to carry out proactive source water quality monitoring and treatment plant process optimization.
- There were no reports of treated water quality issues in November 2021.

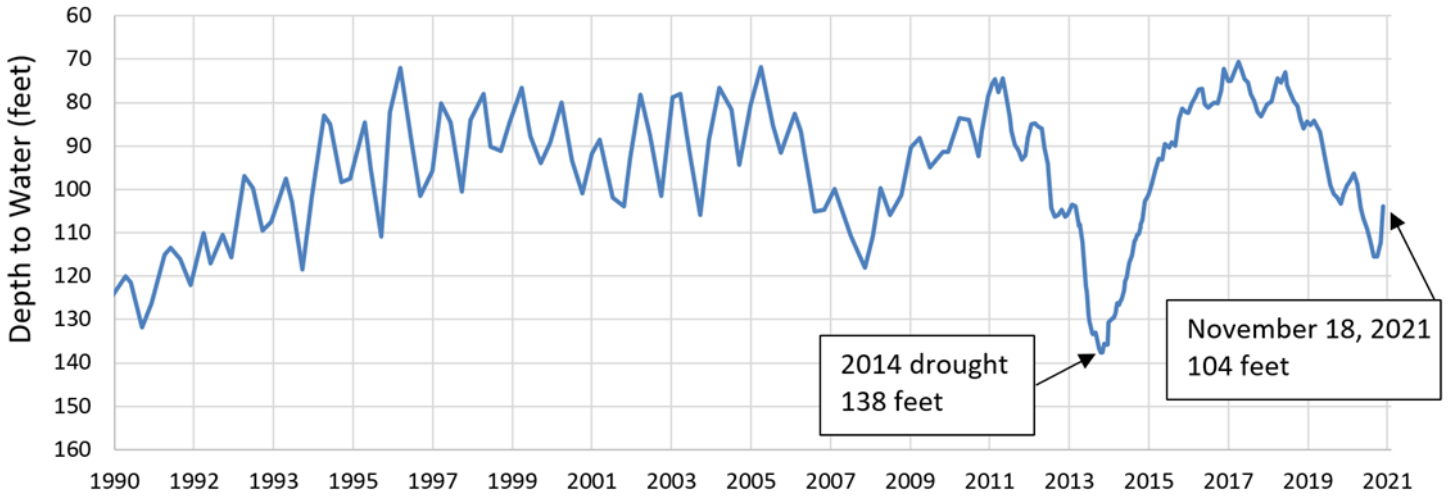
Groundwater Recharge

- Releases for managed groundwater recharge are higher during August-November 2021 relative to May-July 2021. This is due to increased recharge in the Los Gatos Ponds System, parts of the Guadalupe Ponds System, as well as to Coyote Creek downstream of Anderson Reservoir.
- The increase in imported water releases was possible due to additional Public Health and Safety supplies received in 2021. Despite the increased groundwater recharge in the last four months, we are still below recharge levels for an average year.

Groundwater Conditions:

- While the seasonal recovery has begun to stabilize or increase groundwater levels in many areas of the county, groundwater levels continue to decline due to the drought in some areas. Emergency imported water supplies and water use reduction by the community have begun to help slow groundwater level declines. However, if dry conditions continue and the Board's water use reduction target is not met consistently, projected 2022 groundwater storage is similar to what was observed in 2014. This would increase the risk in 2022 of resumed subsidence in North County and wells going dry, particularly in South County. Current conditions in both areas are described below.
- North County Conditions
 - Groundwater pumping is 127% of the five-year average.
 - As shown below, groundwater levels in the Santa Clara Plain index well have declined due to dry conditions, with a similar pattern as the 2012–2016 drought. However, the current water level has increased by eight feet since last month and is about 34 feet above the minimum water level in 2014. The water level at this well is about 3 feet lower compared to this time last year.
 - Groundwater levels are more than 55 to 100 feet above thresholds established to minimize the risk of permanent subsidence.
 - No reports of dry wells have been received.

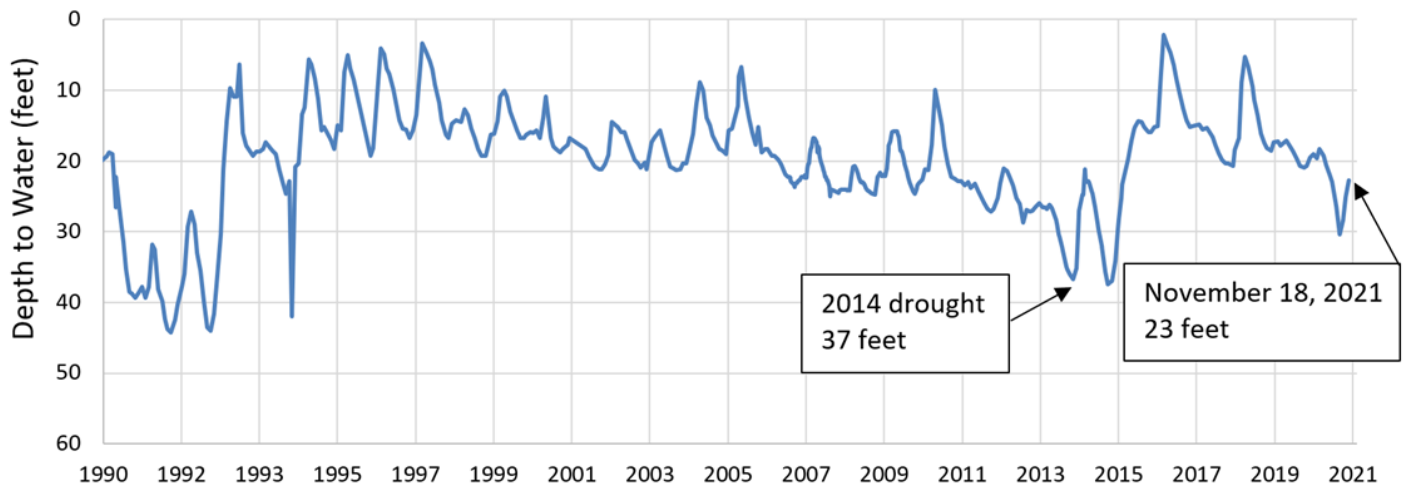
Santa Clara Plain Index Well



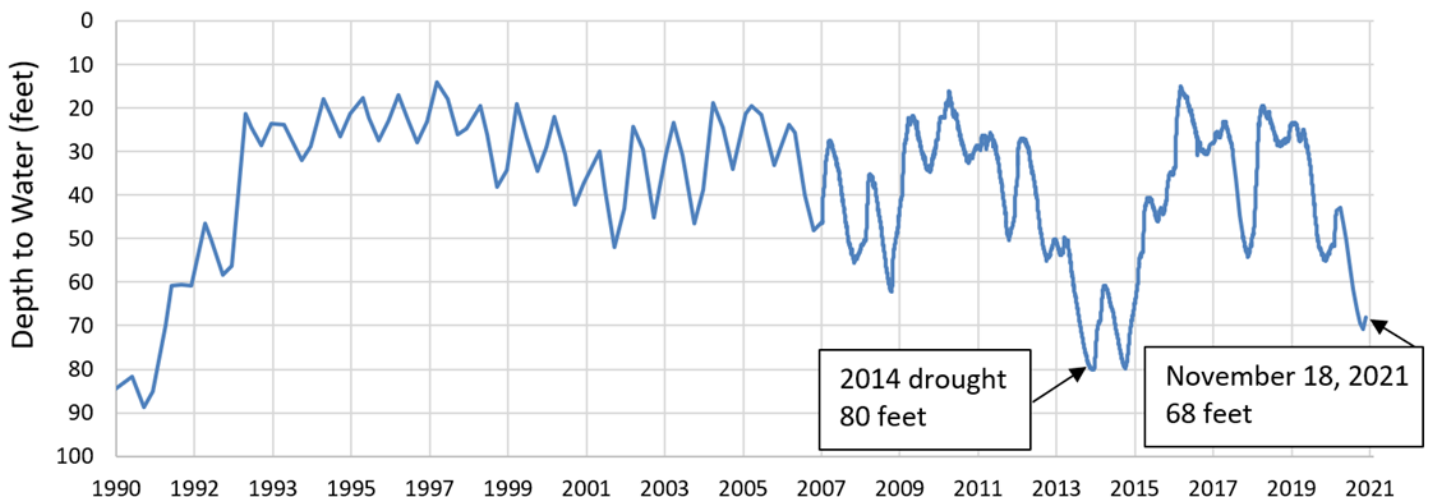
- South County Conditions

- Groundwater pumping is 125% to 103% of the five-year average in the Coyote Valley and Llagas Subbasin, respectively.
- Groundwater levels in the Coyote Valley and Llagas Subbasin index wells have dropped about 3 to 14 feet, respectively, compared to this time last year. However, the Coyote Valley index well water level has risen about two feet since last month. The current water level in the Coyote Valley and Llagas Subbasin index wells is about 14 and 12 feet above the respective minimum water levels in 2014.
- One report of a dry well has been received. The well is in unincorporated area within the southwestern Coyote Valley and is close to the foothills where well yield is generally less reliable.

Coyote Valley Index Well



Llagas Subbasin Index Well



State Coordination

- The State Water Resources Control Board (State Water Board), which had suspended drought-related water rights curtailments in advance of the October storms, reimposed some of those curtailments on November 19, 2021, including on San Joaquin River tributaries that impact the Central Valley Project’s diversions. On November 24, 2021, more curtailments were reimposed, including on Yuba River tributaries which may impact water transfers.
- Curtailments were reimposed because available water supplies from October and November precipitation events started to decline, and they are based on the revised Water Unavailability Methodology for the Delta Watershed, together with consideration of water supply forecasts from the California Nevada River Forecast

Center. The imposition or suspension of water right curtailments is being assessed by the State Water Board on a weekly basis to ensure that as soon as flows allow, curtailments will be suspended.

Federal Coordination

- Staff met with the U.S. Bureau of Reclamation Headquarters during Valley Water’s annual fall Washington D.C. advocacy visits to discuss drought response coordination and advocate for continued prioritization of municipal and industrial water supplies during the drought.
- The President signed into law the Infrastructure Investment and Jobs Act, which includes \$1 billion for water recycling, including \$450 million for a new large-scale water recycling program. Valley Water staff worked with Congress to create this new program, which will help support the development of drought-resilient recycled and purified water projects like ours. Staff is now advocating with the U.S. Bureau of Reclamation on guidance as it rolls out the new program, to ensure that Valley Water projects are eligible.

Staffing and Resources

- Valley Water completed recruitment of full-time and temporary staff for drought efforts. Onboarding and training of new temporary staff will continue into December.
- In October 2021, Valley Water authorized a Cooperative Purchase Agreement for order fulfillment for water-saving devices with AdMail Express (AdMail). AdMail began packaging orders on November 1, 2021, shipped over 1,200 orders to date, and brought the wait time for order completion down from two months to one week. As staff continues working through the integration process, the goal is to have the turnaround be two days. Supply chain challenges for certain inventory items continue, and staff are exploring strategies to address and mitigate this.
- Valley Water continues to work towards obtaining a vendor for outdoor conservation field services, and anticipates to finalize the contract in December.
- Drought emergency expenses are expenditures supplemental to the regular budget that would have been adopted had there been no drought. The only expense for drought emergency costs included in the Fiscal Year (FY) 2021-22 Adopted Budget are \$20 million for supplemental water and an additional \$3.3 million for water banking expenses to bring approximately 32,000 acre-feet of water banked at Semitropic Water Storage District into the county. Budget adjustments will be brought to the Board for any additional expenses incurred during the year.
- Expenses through the month of October FY 2022 totaled approximately \$23.77 million spent or encumbered primarily for supplemental water tied to contracts executed in FY 2021, a relatively small draw of water from Semitropic Water Storage District in August, and labor expenses for staff time bringing together Valley Water’s drought response program.

Expanded Opportunities

Agricultural Water Use Baseline Study

Valley Water is conducting an Agricultural Water Use Baseline Study (Study), expected to be completed in 2022. The Study aims to better understand current agricultural water use practices and identify opportunities to expand water conservation programs offered to the agricultural community.

- The University of California, Merced team performing the Study has continued to make progress in using a remote-sensing based data approach to determine patterns in crop distribution and irrigation technology verification. In January 2022, Valley Water will be providing a project update to the Water Conservation and Demand Management Committee and the Agricultural Water Advisory Committee.

Purified Water Project

The Purified Water Project will replenish groundwater supplies with purified water and expand usage of recycled and purified water, a drought-resilient, locally-controlled water source.

- The Purified Water Project procurement met a significant milestone in November: completing of the evaluation of the eight Statements of Qualifications that had been submitted and notifying respondents of the short list.
- Valley Water and the City of Palo Alto have continued to collaborate on developing agreements for building the first phase of Purified Water Project.
- In addition, Valley Water staff met with the State Water Resources Control and San Francisco Bay Regional Water Quality Control Board to discuss the project and obtain input.
- On November 22, 2021, the Water Conservation and Demand Management Committee received information on the zone of controlled drinking water well construction required by State regulations for Valley Water’s purified water project at the Los Gatos Recharge System and the outreach process needed to limit well construction. Staff will proceed with the outreach and continued discussions with the regulators.



Santa Clara Valley Water District

File No.: 21-1336

Agenda Date: 12/20/2021

Item No.: 4.2.

COMMITTEE AGENDA MEMORANDUM

Water Conservation and Demand Management Committee

SUBJECT:

Standing Items Report.

RECOMMENDATION:

- A. This agenda item allows the Committee to receive verbal or written updates and discuss the below subjects. These items are generally informational; however, the Committee may request additional information from staff:
- B. This is informational only and no action is required.
Staff may provide a verbal update at the 12/20/2021, meeting if there is reportable/updated information.
 - 1. Sustainable Groundwater Management Act (SGMA)
 - 2. Flood MAR and Agricultural Baseline Study

SUMMARY:

Standing Items will allow regular reports from staff on subjects that may be of interest to the committee members.

ATTACHMENTS:

None.

UNCLASSIFIED MANAGER:

Candice Kwok-Smith, 408-630-3193



Santa Clara Valley Water District

File No.: 21-1337

Agenda Date: 12/20/2021

Item No.: 4.3.

COMMITTEE AGENDA MEMORANDUM

Water Conservation and Demand Management Committee

SUBJECT:

Review Water Conservation and Demand Management Committee Work Plan, the Outcomes of Board Action of Committee Requests; and the Committee's Next Meeting Agenda.

RECOMMENDATION:

Review the Committee work plan to guide the committee's discussions regarding policy alternatives and implications for Board deliberation.

SUMMARY:

The attached Work Plan outlines the approved topics for discussion to be able to prepare policy alternatives and implications for Board deliberation. The work plan is agendaized at each meeting as accomplishments are updated and to review additional work plan assignments by the Board.

BACKGROUND:

Governance Process Policy-8:

The District Act provides for the creation of advisory boards, committees, or commissions by resolution to serve at the pleasure of the Board.

Accordingly, the Board has established Advisory Committees, which bring respective expertise and community interest, to advise the Board, when requested, in a capacity as defined: prepare Board policy alternatives and provide comment on activities in the implementation of the District's mission for Board consideration. In keeping with the Board's broader focus, Advisory Committees will not direct the implementation of District programs and projects, other than to receive information and provide comment.

Further, in accordance with Governance Process Policy-3, when requested by the Board, the Advisory Committees may help the Board produce the link between the District and the public through information sharing to the communities they represent.

ATTACHMENTS:

Attachment 1: WCaDMC Work Plan

UNCLASSIFIED MANAGER:

Candice Kwok-Smith, 408-630-3193

Water Conservation and Demand Management Committee Work Plan 2021

| Item No. | Work Plan Item | Meeting Date | Discussion/Action Item | Accomplishment Date and Outcome |
|--|--|---|-------------------------|---|
| Water Supply Master Plan Strategy 1: Secure Existing Supplies Goal: 99,000 AF conservation by 2030 | | | | |
| 1 | Monitor progress in achieving water conservation goal: <ul style="list-style-type: none"> • Amount of water conserved • Water conservation program success metrics (participation, lawn conversion, etc.) • Water conservation outreach success metrics • Collaboration with retailers • Communicating about water waste • Engage and support private-sector stakeholders, local, state, and federal agencies that promote water conservation. • Drought Updates – progress toward 15% reduction compared to 2019, specific actions | Annually (April) August 2021 November 2021 August 2021 October Monthly | Discussion/Action Items | <p style="background-color: yellow;">Accomplished March 30, 2021:</p> <p>The Committee reviewed and discussed voluntary call for conservation and took the following action: The Committee voted unanimously to increase the Landscape Rebate Program to \$2.00 a square foot. <i>Board approved at its meeting on April 27, 2021.</i></p> <p style="background-color: yellow;">Accomplished April 12, 2021:</p> <p>The Committee received updated information on the 2021 Water Supply Conditions and Water Conservation Program and took the following action: The Committee by a roll call vote unanimously approved</p> <ol style="list-style-type: none"> 1. Support maintaining current voluntary call for conservation 2. Recommends the Board direct staff to increase water conservation messaging, programs to inspire additional water savings, and 3. The Committee also recommended the outreach messaging include the following |

Water Conservation and Demand Management Committee Work Plan 2021

| Item No. | Work Plan Item | Meeting Date | Discussion/Action Item | Accomplishment Date and Outcome |
|----------|----------------|--------------|------------------------|--|
| | | | | <p>suggestions since the messaging is being developed to tailor the message:</p> <ul style="list-style-type: none"> • To those that are conserving vs those that are not, (what should be done if someone is not conserving), • Encourage those that are already conserving and what tools/suggestions for them to continue, • To be user-friendly, • That the 20% water conservation message mention the base year (2013 or other year) • Conservation goal objective be clear—whether a number of 15% or 20% is going to be used (or not). <p><i>Board approved at its meeting on April 27, 2021, with a recommended conservation goal objective of 25%.</i></p> <p>Accomplished May 10, 2021: The Committee received an update on the Water Conservation Program and Spring and Summer Outreach Campaigns and took no action.</p> |

Water Conservation and Demand Management Committee Work Plan 2021

| Item No. | Work Plan Item | Meeting Date | Discussion/Action Item | Accomplishment Date and Outcome |
|----------|----------------|--------------|------------------------|--|
| | | | | <p><u>Accomplished June 21, 2021:</u> The Committee received an update on the Water Conservation Programs and activities following the Board’s adoption of a resolution declaring a water shortage emergency condition calling for water use restrictions and urging the County of Santa Clara to proclaim a local emergency and took no action.</p> <p><u>Accomplished July 26, 2021:</u> The Committee received the monthly update on progress towards Valley Water Resolution 21-68’s water use reduction target and drought-related water conservation efforts and took no action.</p> <p><u>Accomplished August 30, 2021:</u> The Committee received the monthly update on progress towards Valley Water Resolution 21-68’s water use reduction target and drought-related water conservation efforts and took no action.</p> <p><u>Accomplished September 27, 2021:</u> The Committee received the monthly update on progress towards Valley Water Resolution 21-68’s water use reduction target and</p> |

Water Conservation and Demand Management Committee Work Plan 2021

| Item No. | Work Plan Item | Meeting Date | Discussion/Action Item | Accomplishment Date and Outcome |
|----------|--|---|--------------------------------|--|
| | | | | <p>drought-related water conservation efforts and took no action.</p> <p>Accomplished October 25, 2021: The Committee received the monthly update on progress towards Valley Water Resolution 21-68's water use reduction target and drought-related water conservation efforts and took no action.</p> <p>Accomplished November 22, 2021: The Committee received the monthly update on progress towards Valley Water Resolution 21-68's water use reduction target and drought-related water conservation efforts and took no action.</p> |
| 2 | <p>Recommend policies towards water conservation goal:</p> <ul style="list-style-type: none"> • Water Conservation Strategic Plan • Making Water Conservation a Way of Life • Review the current 15% call for water use reduction compared to 2019 water use • New programs • SCW funding | <p>October 2021</p> <p>September 2021</p> | <p>Discussion/Action Items</p> | <p>Accomplished October 25, 2021: The Committee received the information on the 2021 Water Conservation Strategic Plan and took no action.</p> |

Water Conservation and Demand Management Committee Work Plan 2021

| Item No. | Work Plan Item | Meeting Date | Discussion/Action Item | Accomplishment Date and Outcome |
|--|---|----------------------------|-------------------------|--|
| Water Supply Master Plan Strategy 2: Increase Water Conservation and Stormwater Capture Goal: Increase water conservation to 109,000 AF/year and increase stormwater capture to 1,000 AF/year by 2040. | | | | |
| 3 | Monitor progress in achieving the long-term water conservation and stormwater capture goal: <ul style="list-style-type: none"> • Investments in no-regrets package/stormwater resource plan implementation • Ag Water Use Baseline study • Collaboration with UC Water on Flood Managed Aquifer Recharge (Flood MAR) | August 2021 August 2021 | Discussion/Action Items | Accomplished August 30, 2021: The Committee received verbal updates on the Flood MAR and Agricultural Water Use Baseline Study and took no action. |
| 4 | Recommend policies towards achieving long-term water conservation goal <ul style="list-style-type: none"> • Collaboration on ordinances | 2022 | Discussion/Action Items | |
| Water Supply Master Plan Strategy 3: Optimize the Use of existing supplies and infrastructure | | | | |
| 5 | South County Recharge | TBD | Discussion/Action Items | |

Water Conservation and Demand Management Committee Work Plan 2021

| Item No. | Work Plan Item | Meeting Date | Discussion/Action Item | Accomplishment Date and Outcome |
|----------|--|--------------|-------------------------|--|
| 6 | <p>Sustainable Groundwater Management Plan (SGMA)</p> <ul style="list-style-type: none"> • Updates on our 2021 Groundwater Management Plan • New Groundwater Sustainability Plan (GSP) for North San Benito Subbasin | Monthly | Discussion/Action Items | <p><u>Accomplished May 10, 2021:</u> The Committee received an update on the Sustainable Groundwater Management Act and took no action.</p> <p><u>Accomplished July 26, 2021:</u> The Committee received a verbal update on the Sustainable Groundwater Management Act and took no action.</p> <p><u>Accomplished August 30, 2021:</u> The Committee received a verbal update on the Sustainable Groundwater Management Act and took no action.</p> <p><u>Accomplished September 27, 2021:</u> The Committee received a verbal update on the Sustainable Groundwater Management Act and took no action.</p> <p><u>Accomplished October 25, 2021:</u> The Committee received a report on the 2021 Groundwater Management Plan Update (Alternative Sustainable Groundwater Management Act Plan) and took no action.</p> |

Water Conservation and Demand Management Committee Work Plan 2021

| Item No. | Work Plan Item | Meeting Date | Discussion/Action Item | Accomplishment Date and Outcome |
|----------------------------------|---|--------------|-------------------------|--|
| | | | | <p>Accomplished November 22, 2021: The Committee received an Overview of the North San Benito Groundwater Sustainability Plan and unanimously approved recommending bringing the plan to the December 14, 2021, Board of Directors meeting for public hearing and plan adoption. <i>Board approved at its meeting on December 14, 2021.</i></p> |
| Future Demand Projections | | | | |
| 7 | Monitor progress and recommend policies • Monitoring and Assessment Program Risk Assessment and Climate Analysis | Done | Discussion/Action Items | <p>Accomplished May 10, 2021: The Committee received a presentation on the Monitoring Assessment Program Update: Risk</p> |

Water Conservation and Demand Management Committee Work Plan 2021

| Item No. | Work Plan Item | Meeting Date | Discussion/Action Item | Accomplishment Date and Outcome |
|--------------------------|--|---|-------------------------|---|
| | <ul style="list-style-type: none"> • Urban Water Management Plan • CCAP water supply portion • Water Shortage Contingency Plan update | <p style="text-align: center;">Done</p> <p style="text-align: center;">January 2022</p> | | <p>Assessment and Climate Analysis and took no action.</p> <p>The Committee received an update on the 2020 Urban Water Management Plan and took the following action: By unanimous roll call vote the Committee approved staff's recommendation to take the 2020 Urban Water Management plan to the Board on June 8th for the Board to consider a public hearing and adoption of the Plan.</p> |
| Work Plan Updates | | | | |
| 8 | Review Water Conservation and Demand Management Committee Work Plan, the Outcomes of Board Action of Committee Requests; and the Committee's Next Meeting Agenda. | monthly | Discussion/Action Items | <p>Accomplished March 30, 2021: The Committee reviewed and discussed the Water Conservation and Demand Management Committee Work Plan and took no action, however, the Committee would like to connect items to the 2040 Water Supply Master Plan.</p> <p>Accomplished April 12, 2021: The Committee reviewed and discussed the Water Conservation and Demand Management</p> |

Water Conservation and Demand Management Committee Work Plan 2021

| Item No. | Work Plan Item | Meeting Date | Discussion/Action Item | Accomplishment Date and Outcome |
|----------|----------------|--------------|------------------------|--|
| | | | | <p>Committee Work Plan and took no action, however, Committee Vice Chair Nai Hsueh will work on the Committee's work plan since meeting with the Chair would constitute a quorum.</p> <p>Accomplished May 10, 2021: The Committee reviewed and discussed the Water Conservation and Demand Management Committee Work Plan and took no action, however, Committee Vice Chair Nai Hsueh will work on the Committee's newly revised work plan with staff for future meetings</p> <p>Accomplished June 21, 2021: The Committee reviewed and discussed the Water Conservation and Demand Management Committee Work Plan and took no action, will use the new work plan and making assignments.</p> <p>Accomplished July 26, 2021: The Committee reviewed and discussed the Water Conservation and Demand Management Committee Work Plan and took no action, however, Director LeZotte will meet with staff on meeting agendas.</p> |

Water Conservation and Demand Management Committee Work Plan 2021

| Item No. | Work Plan Item | Meeting Date | Discussion/Action Item | Accomplishment Date and Outcome |
|--------------------------|----------------|--------------|------------------------|--|
| | | | | <p><u>Accomplished August 30, 2021:</u> The Committee reviewed and discussed the Water Conservation and Demand Management Committee Work Plan and took no action.</p> <p><u>Accomplished September 27, 2021:</u> The Committee reviewed and discussed the Water Conservation and Demand Management Committee Work Plan and took no action.</p> <p><u>Accomplished October 25, 2021:</u> The Committee reviewed and discussed the Water Conservation and Demand Management Committee Work Plan and took no action.</p> <p><u>Accomplished November 22, 2021:</u> The Committee reviewed and discussed the Water Conservation and Demand Management Committee Work Plan and took no action, however, the additional items (#9) need to be separated work plan items.</p> |
| Additional Items: | | | | |

Water Conservation and Demand Management Committee Work Plan 2021

| Item No. | Work Plan Item | Meeting Date | Discussion/Action Item | Accomplishment Date and Outcome |
|----------|---|--------------|------------------------|---------------------------------|
| 9 | Outreach messaging for water-wise concerns. | | | |
| 10 | Review major developments within the county: <ul style="list-style-type: none"> • Work on contacting the building trades about water conservation practices. • Work on contacting Planning Commissions on adopting the model ordinances | | | |

This Page Intentionally Left Blank