



SANTA CLARA VALLEY WATER DISTRICT

NON-AGENDA

May 22, 2020

Board Policy EL-7 Communication and Support to the Board
The BAOs shall inform and support the Board in its work.

Page	<u>CEO BULLETIN & NEWSLETTERS</u>
3	CEO Bulletin Weeks of May 8 -21, 2020
	<u>BOARD MEMBER REQUESTS & INFORMATIONAL ITEMS</u>
8	BMR/IBMR Weekly Reports: 05/21/20
10	Memo from Rachael Gibson, DAO, Government Relations, to Rick Callender, CEA, dated 5/18/20, regarding Congratulatory Letter for Governor Newsom Appointee.
12	Memo from Garth Hall, Acting COO, Water Utility, to the Board of Directors, dated 5/20/20, Providing ACWA Letters Regarding Voluntary Agreements.
19	Memo from Norma Camacho, CEO to the Board of Directors, dated 5/22/20, regarding FY 2019 – 2020 Q3 Quarterly Ends Policy Outcomes Measure Status Report.
	<u>INCOMING BOARD CORRESPONDENCE</u>
25	Board Correspondence Weekly Report: 05/21/20
26	Email from Dhruv Khanna, to Chair Hsueh, dated 5/15/20, regarding South County Ground Water (C-20-0062).
31	Email from Alan and Meg Giberson, to the Board of Directors, dated 5/17/20, regarding Public Speaking to the Board (C-20-0063).
32	Email from Sandy Flores, to Director Estremera, dated 5/10/20, regarding Turtles in Lower Silver Creek (C-20-0064).
37	Letter from Robin Chapman, to the Board of Directors, dated 5/13/20, regarding Metal Signs on Bridges and Fences over Local Creeks (C-20-0065).
	<u>OUTGOING BOARD CORRESPONDENCE</u>
39	Email from Director Estremera, to Sandy Flores, dated 5/18/20, regarding Turtles in Lower Silver Creek (C-20-0059).
42	Email from Chair Hsueh, to Alan and Meg Giberson, dated 5/19/20, regarding Public Speaking to the Board (C-20-0063).

Board correspondence has been removed from the online posting of the Non-Agenda to protect personal contact information. Lengthy reports/attachments may also be removed due to file size limitations. Copies of board correspondence and/or reports/attachments are available by submitting a public records request to publicrecords@valleywater.org.

CEO BULLETIN

CEO BULLETIN



To: Board of Directors
From: Norma J. Camacho, CEO

Weeks of May 8 – May 21, 2020

Board Executive Limitation Policy EL-7:

The Board Appointed Officers shall inform and support the Board in its work. Further, a BAO shall 1) inform the Board of relevant trends, anticipated adverse media coverage, or material external and internal changes, particularly changes in the assumptions upon which any Board policy has previously been established and 2) report in a timely manner an actual or anticipated noncompliance with any policy of the Board.

Item	IN THIS ISSUE
<u>1</u>	Anderson Dam Bill Passes Assembly Water, Parks & Wildlife Committee
<u>2</u>	Contra Costa Water District Approves the Los Vaqueros Expansion Project Supplemental Environmental Impact Report
<u>3</u>	Follow up to Restricted Reserves Discussion at April 29, 2020 Budget Workstudy Session
<u>4</u>	Safe, Clean Water Program Renewal Efforts Texting Campaign
<u>5</u>	Spring Pulse Flow in Coyote Creek to Support Steelhead Migration
<u>6</u>	Water Quality Lab Accreditation Update

1. Anderson Dam Bill Passes Assembly Water, Parks & Wildlife Committee

On May 14, 2020, the California State Assembly Water, Parks & Wildlife Committee passed AB 3005 (R. Rivas), Valley Water's sponsored bill to expedite the Anderson Dam Seismic Retrofit Project, in a bipartisan, unanimous vote of 14 to 0. In the hearing, the bill author, Assembly Member Robert Rivas (D-Hollister), spoke passionately about the inundation risks, the urgency of the project considering the Federal Energy Regulatory Commission (FERC) order to drain the reservoir, and the need to proceed expeditiously to protect public safety and the environment. Morgan Hill Mayor Rich Constantine spoke by phone about the stress of wondering every time the ground shakes if a 30-foot wall of water is headed his way. Kurt Lueneburger, Valley Water's Environmental Services Manager, joined by phone and gave an overview of the project and its environmental impacts and enhancements, as well as the public safety, water supply, environmental, and economic stimulus benefits of the project.

Representatives of numerous organizations called into the hearing to express their support for the bill, including San Jose Water Company, Silicon Valley Leadership Group, Association of California Water Agencies (ACWA), California Municipal Utilities Association (CMUA), State Building and Construction Trades Council, Santa Clara Valley Open Space Authority, AFSCME Local 101, Midpeninsula Regional Open Space District, City of Gilroy, Santa Clara County Board of Supervisors, and the City of Santa Clara.

Speaking in opposition to AB 3005 were representatives of California Trout and the Guadalupe Coyote Resource Conservation District, who expressed concern that the bill doesn't allow permitting agencies enough time to appropriately address environmental impacts. During the debate on the bill, Assembly Ash Kalra (D-San Jose), who is a co-author of the bill, spoke about damage in his district in the February 2017 Coyote Creek flood, the importance of using a skilled and trained workforce as required by the bill, and the urgency of the Anderson Project. He urged the Committee to pass the bill.

The unanimous vote of support in the Assembly Water, Parks, and Wildlife Committee leaves AB 3005 well-positioned for future two-thirds majority votes needed on the floors of both houses in order to enact the urgency provisions of the bill. AB 3005 now moves to the Assembly Appropriations Committee for a hearing in early June 2020. Valley Water is engaging in robust advocacy efforts ahead of that hearing.

For further information, please contact Rachael Gibson at (408) 630-2884.

2. Contra Costa Water District Approves the Los Vaqueros Expansion Project Supplemental Environmental Impact Report

As the Valley Water Board of Directors (Board) has directed, Valley Water has been evaluating potential long-term participation in the Los Vaqueros Expansion Project (Project) as a 'Local Agency Partner' (LAP). The Project involves expansion of the existing Los Vaqueros Reservoir (Los Vaqueros) from 160,000 acre-feet of storage to 250,000 acre-feet in total (Phase 2 Expansion), as well as the construction of new conveyance facilities to support use of this expansion including the Transfer-Bethany Pipeline. Project LAPs include several prominent Bay Area water agencies working with the Contra Costa Water District (CCWD) who owns the Los Vaqueros facility in eastern Contra Costa County. Valley Water has been participating in the Project since early formation and LAP involvement started in 2016. In 2018, the Project received a maximum eligibility award of \$459 million from the California Water Commission as part of Proposition 1 Water Storage Investment Program (WSIP) grant funding process.

As part of Project development, CCWD produced a draft supplement to the 'Final Environment Impact Statement/Environmental Impact Report' (Final EIS/EIR) to evaluate the environmental impacts of the Phase 2 Expansion and associated infrastructure improvements. Refinement of the Final EIS/EIR and response to public comments was jointly prepared by CCWD and the Bureau of Reclamation (Reclamation), available online at: <https://www.cwater.com/710/Environmental-Documents>. On May 13, 2020, the CCWD Board of Directors, at a regular public (teleconference) meeting, considered and certified the Final EIS/EIR document, including the adoption of findings from the CCWD/Reclamation report, and approved the Phase 2 Expansion project to continue development. This certification and adoption help to satisfy environmental regulatory and WSIP requirements for the Project, facilitating the continued development and review of the Project by CCWD and the LAPs. Additional information regarding these requirements will be provided to the Board, as it is made available.

For further information, please contact Jerry De La Piedra at (408) 630-2257.

3. Follow up to Restricted Reserves Discussion at April 29, 2020 Budget Workstudy Session

During the Budget Workstudy session on April 29, 2020, the Valley Water Board of Directors (Board) asked for clarification with regard to Water Utility restricted reserves in which the Board had control over the dollar amount, versus those in which the dollar amount was governed by contract or legal restriction. Valley Water staff incorrectly stated that the dollar amount for the Rate Stabilization Fund reserve was required per debt covenant and consequently wanted to correct the record.

The Rate Stabilization Fund reserve amount can be determined by the Board, and the minimum is currently established by Board policy at 10% of annual debt service due on all senior and parity obligations plus one month of adopted budget operations outlays. The Board's reserve policy can be found on page 3-39 of the Draft FY 2020-21 Operating and Capital Budget document (Attachment 2 of Item 2.2 on the April 29, 2020 Board meeting agenda). A more thorough discussion regarding Water Utility restricted reserves is included in the non-agenda packet for May 15, 2020.

For further information, please contact Darin Taylor at (408) 630-3068.

4. Safe, Clean Water Program Renewal Efforts Texting Campaign

The Safe, Clean Water Renewal team launched a countywide text campaign to increase Community Survey Inputs.

The campaign began on Tuesday, May 12, 2020 and concluded by Saturday, May 16, 2020 with 8,188 responses directly from this one outreach effort, which is nearly double the response rate expected.

As of Monday, May 18, 2020, the total number of surveys gathered is 13,560. This total includes a combination of outreach methods including social media promotion, texting, telephone banking, and other outreach efforts to meet the 15,000 input goal in an effort to encourage direct public participation in the formation of a draft Community-Preferred Plan.

For further information, please contact Marta Lugo at (408) 630-2237.

5. Spring Pulse Flow in Coyote Creek to Support Steelhead Migration

On the evening of May 11, 2020, Valley Water initiated a spring pulse flow in Coyote Creek to give steelhead, a federally threatened species, a signal to migrate downstream to the San Francisco Bay. The spring pulse flow was coordinated with the National Marine Fisheries Service (NMFS) and California Department of Fish and Wildlife (CDFW). During the period of May 6-10, 2020, Valley Water drained the Coyote Percolation Pond in advance of the pulse flow.

Valley Water, NMFS, and CDFW had agreed on a higher-than-normal flow of 120 cubic feet per second (cfs) for one day, followed by 90 cfs for another day, and then 60 cfs for the subsequent three days to persuade steelhead to out-migrate. This pulse flow is important to encourage steelhead to migrate downstream to the San Francisco Bay prior to October 1, 2020, when Valley Water starts to drain Anderson Reservoir per the order by the Federal Energy Regulatory Commission (FERC) that was issued on February 20, 2020.

The Santa Clara County Parks and Recreation Department and the City of San Jose were notified of the increased creek flows. The City of San Jose notified residents via social media, as well as the unhoused/unsheltered population along the creek.

On Saturday, May 16, 2020, Valley Water will start refilling the Coyote Percolation Pond, which is an important recharge facility for the Santa Clara Subbasin, and flows in Coyote Creek will soon resume to normal for this time of year.

For further information, please contact Aaron Baker at (408) 630-2135.

6. Water Quality Lab Accreditation Update

Last week, Valley Water's Water Quality Lab was notified of renewal of its accreditation from the California Environmental Laboratory Accreditation Program (CA ELAP) for all previously accredited analytical test methods, and three (3) additional test methods. Effective June 1, 2020, the Lab will have the added capability to test for: Per- and Polyfluoroalkyl Substances (PFAS), 1,4-Dioxane, and Perchlorate. These additions expand the laboratory's scope of analytical testing from 36 methods to 39 methods, increasing Valley Water's ability to analyze 21 additional compounds to support treated water operations in providing safe, high quality drinking water to Santa Clara County residents. The newly added accreditations allow the lab to detect PFAS compounds at levels as low as 2 parts per trillion, 1,4-Dioxane as low as 0.1 parts per billion (ppb) and analyze perchlorate to 0.1 ppb.

In addition, on May 5, 2020, the State Water Resources Control Board adopted new CA ELAP regulations, which require accredited laboratories to implement a nationally accepted standard, called the NELAC Institute (TNI) Standard, for managing quality of supplies, documentation and staff training. The adoption of these regulations requires laboratories to meet these requirements by 2023. Valley Water is evaluating these requirements and planning to transition to the new requirements by the due date.

For further information, please contact Bhavani Yerrapotu at (408) 630-2735.

BOARD MEMBER REQUESTS and Informational Items

Report Name: Board Member Requests

Request	Request Date	Director	BAO/Chief	Staff	Description	20 Days Due Date	Expected Completion Date	Disposition
I-20-0010	05/13/20	Varela	King	Hall Baker	<p>Staff to look into the opportunity for the District to enter discussions with a potential solution for the 100 clients of the defunct Twin Valley Water Company who are in danger of losing their water source.</p> <p>Background information: Director Varela has been contacted by a residents in South West Unincorporated area of Morgan Hill that purchase water from a small water retailer (Twin Valley Water Co.) that is defunct and has a court appointed referee working with approx. 100 customers in danger of losing their water source. Another small water co. (West San Martin Water District) and Great Oaks Water have joined to buy out Twin Valley. Recent developments require the building of a pipeline from San Martin to West Morgan Hill at an estimated cost of \$500k, which ultimately stopped the joint venture from moving forward. In speaking to Anthony Fulcher, who has spoken with the referee, there appears to be an opportunity for Valley Water to enter the discussion with a potential solution for the 100 clients of Twin Valley. Michele, I</p>	06/02/20		

Report Name: Board Member Requests

Request	Request Date	Director	BAO/Chief	Staff	Description	20 Days Due Date	Expected Completion Date	Disposition
					look for your guidance on this BMR request			



MEMORANDUM

FC 14 (08-21-19)

TO: Rick L. Callender

FROM: Rachael Gibson

SUBJECT: Congratulatory Letter for Governor Newsom
Appointee

DATE: May 18, 2020

Attached to this memorandum is a copy of the congratulatory letter sent to recent Governor Newsom appointees by Chair Hsueh. The letter is for Daniel Zingale, a recent appointee to the Delta Stewardship Council.

Please let me know if you have any questions.

A handwritten signature in black ink, appearing to read "Rachael Gibson", with a horizontal line underneath it.

Rachael Gibson
Deputy Administrative Officer
Office of Government Relations

Attachment: Congratulatory letter



May 13, 2020

Mr. Daniel Zingale, Commissioner
Delta Stewardship Council
980 9th Street, Suite 1500
Sacramento, CA 95814

Dear Mr. Zingale:

On behalf of the Board of Directors of the Santa Clara Valley Water District (Valley Water), I would like to congratulate you on your recent appointment to the Delta Stewardship Council. We look forward to working with you on the Council's important mission of balancing the coequal goals of providing a more reliable water supply for California and protecting, restoring, and enhancing the Delta ecosystem.

As you may know, Valley Water is the only water agency in California that is both a state and federal water contractor through the Central Valley Project (CVP) and the State Water Project (SWP). My Valley Water Board colleague, Vice Chair Tony Estremera, currently serves as President of the Delta Conveyance Design and Construction Joint Powers Authority. We also are unique in our broad responsibilities of wholesale water supply, groundwater management, flood protection, and environmental stewardship. Our agency serves nearly 2 million residents in Santa Clara County and thousands of job-creating Silicon Valley businesses, managing a 359 square-mile area that includes more than 275 miles of managed creeks and streams, 3 water treatment plants, the largest advanced purified water facility in Northern California, 400 acres of groundwater recharge ponds, 2 large groundwater basins, and 10 reservoirs and dams.

Valley Water's primary interest is in Santa Clara County's water supply, environmental stewardship, and flood protection. We interface with the Delta Stewardship Council as a contractor with the CVP and SWP, and through our commitment to science-based environmental solutions for the Delta. Efforts such as EcoRestore, providing seed funding for the Tule Red project, and our own advocacy for environmental protection, all have brought opportunities to work with the Council.

If you have any questions about Valley Water programs, projects, or current issues, please do not hesitate to contact Mr. Bart Broome, Director of State Government Relations, at (916) 202-0063, or via e-mail at bbroome@valleywater.org. If I can be of assistance, please do not hesitate to contact me.

Sincerely,

Nai Hsueh
Chair, Board of Directors

cc: Board of Directors (7), N. Camacho, R. Callender, R. Gibson, B. Broome
0508b-1
hh:fd

BOARD OF DIRECTORS

[John L. Varela](#) (District 1)
[Barbara F. Keegan](#) (District 2)
[Richard P. Santos](#) (District 3)
[Linda J. LeZotte](#) (District 4)
[Nai Hsueh](#) / Chair (District 5)
[Tony Estremera](#) / Vice Chair (District 6)
[Gary Kremen](#) (District 7)

CHIEF EXECUTIVE OFFICER

[Norma J. Camacho](#)

CLERK OF THE BOARD

[Michele L. King, CMC](#)



TO: Board of Directors**FROM:** Garth Hall**SUBJECT:** ACWA Letters re Voluntary Agreements**DATE:** May 20, 2020

On May 15, 2020 the Association of California Water Agencies (ACWA) wrote letters to Governor Newsom (Attachment 1) and the Secretary of the Interior David Bernhardt (Attachment 2) urging their leadership to resolve differences between the Central Valley Project (CVP) and State Water Project (SWP) operations in order to bring all the parties back to the table to complete the voluntary agreements.

Prior to the current litigation on the federal Biological Opinions and State Incidental Take Permit, water agencies and conservation groups were collaboratively developing commitments for flow and habitat. In these voluntary agreements, water agencies pledged to contribute “hundreds of thousands of acre-feet of water, hundreds of millions of dollars, and an extensive series of restoration projects.” Collaboration on the voluntary agreements effectively halted when the litigation was initiated.

In its letters, ACWA outlined that dozens of parties, including public water agencies, are ready to implement the voluntary agreements. For this to happen, differences between the CVP and SWP operations must be resolved. ACWA urges Governor Newsom and Secretary Bernhardt to take leadership in bringing state and federal governments and stakeholders back together and solving this without litigation. It asserts that added benefits include strong public support for the voluntary agreements (polls indicate 62% of California voters support the voluntary agreements vs. 9% oppose), and that this pathway forward would immediately inject “tens of millions of dollars into the state’s economy at this critical time.” If successful, the voluntary agreements would implement the State Water Resources Control Board’s update to the Bay-Delta Water Quality Control Plan and improve conditions for native fish through a comprehensive suite of actions, including additional flows and structural habitat improvements.



Garth Hall
Acting Chief Operating Officer
Water Utility Enterprise

Attachment 1: ACWA’s letter to Gov Newsom

Attachment 2: ACWA’s letter to Secretary Bernhardt

May 15, 2020

The Honorable Gavin Newsom
Governor of California
State Capitol, Suite 1173
Sacramento, CA 95814

Re: Voluntary Agreements

Dear Governor Newsom,

In early February, we were on the brink in California water of a historic resolution of longstanding conflicts through comprehensive voluntary agreements that embrace collaboration and innovative solutions. Now more than ever, California needs your personal leadership in bringing all parties back to the table to complete the work of finishing the voluntary agreements. The voluntary agreements will improve water supply reliability, including for fish and wildlife and urban and agricultural water users throughout the state.

The public wants a solution. Drawn-out litigation is not the answer. No matter what has or will be decided in the United States District Court for the Eastern District of California or any other courtroom concerning the operations of the Central Valley Project (CVP) or the State Water Project (SWP), there is no path through litigation that delivers the certainty and immediate benefits of the voluntary agreements. Dozens of parties, along with the CVP and SWP public water agencies, stand ready to begin implementation. However, differences between the CVP and SWP operations must be resolved before doing so, and preferably by state and federal experts, not the courts. Just as you so eloquently stated only three months ago, it is the necessary path forward to “move past the old water binaries and set us up for a secure and prosperous water future.” (Cal Matters, February 4, 2020.)

POLLING INDICATES STRONG SUPPORT FOR THE VOLUNTARY AGREEMENTS:

- Recent polling indicates that over 62 percent of California voters support the voluntary agreements knowing the agreements will result in physical improvements to fish habitat in the Bay-Delta and its vast watershed. (Please see attachment regarding polling.)

The Association of California Water Agencies, representing more than 450 California public water agencies, appreciates your team’s commitment to the voluntary agreements as a new and better approach to improving the Bay-Delta ecosystem. Voluntary agreements remain the best alternative for providing certainty to over half of the state’s population who depend on these

water sources and for maintaining the economic vitality of the Central Valley. Through the voluntary agreements, water agencies have pledged to contribute hundreds of thousands of acre-feet of water, hundreds of millions of dollars, and an extensive series of restoration projects to enhance fish and wildlife habitat. With an extensive list of “no regrets” early implementation projects that could begin construction or otherwise be implemented within the next twelve to eighteen months, **voluntary agreements have the added co-benefit of immediately injecting tens of millions of dollars into the state’s economy at this critical time.** It is imperative that your administration works to resolve differences between the SWP and CVP operations, many of which are most appropriately framed as hypotheses and can be tested through the voluntary agreement’s science program.

With California water policy at a defining moment, we urge for your personal leadership to bring the state and federal governments and stakeholders back together to finish the critically important work of achieving an agreement that restores the Bay-Delta ecosystem and benefits our economy. As your leadership during the COVID-19 crisis has shown, we can accomplish more for California when the state and federal administrations are working closely together. ACWA stands ready to assist you and your team in realizing that outcome.

Sincerely,

A handwritten signature in black ink, appearing to read "Dave Eggerton", written over a white background.

Dave Eggerton
Executive Director

Attachment – Polling Infographic

cc: The Honorable Xavier Becerra, Attorney General, State of California
The Honorable Jared Blumenfeld, Secretary for Environmental Protection, California Environmental Protection Agency
The Honorable Wade Crowfoot, Secretary for Natural Resources, California Natural Resources Agency
The Honorable Joaquin Esquivel, Chair, State Water Resources Control Board
The Honorable Karla Nemeth, Director, California Department of Water Resources
Ms. Ann O’Leary, Chief of Staff, Office of Governor Newsom
Ms. Ana Matosantos, Cabinet Secretary, Office of Governor Newsom
Ms. Eileen Sobeck, Executive Director, State Water Resources Control Board

California Voters Support Voluntary Agreements

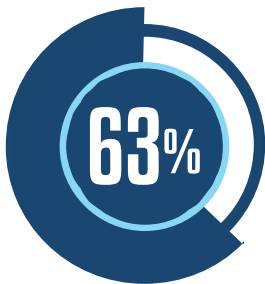
62% SUPPORT

OPPOSE 9%

UNSURE 20%

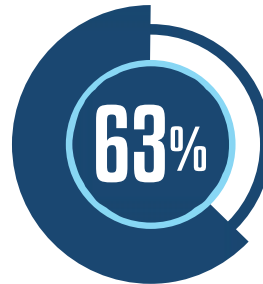
A coalition of California interests including cities, conservation organizations, farmers, and state and federal agencies, are working on a set of voluntary agreements to improve fish and wildlife habitat in California's Bay-Delta and to ensure people and farms throughout the state have reliable water supplies. In general, **do you support or oppose such an approach?**

Enhance fish habitats



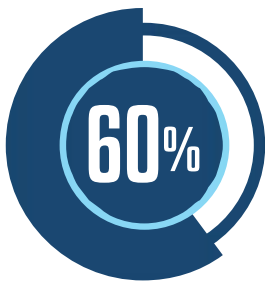
are more likely to **SUPPORT** voluntary agreements knowing they will make physical improvements to fish habitat in rivers and the Bay-Delta

Restore 60,000 acres



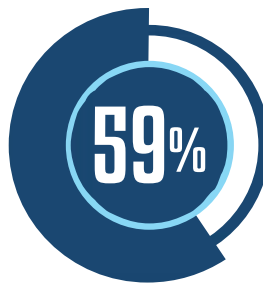
are more likely to **SUPPORT** voluntary agreements knowing they will provide the restoration of 60,000 acres of habitat for fish and wildlife

Advance a different approach



are more likely to **SUPPORT** knowing that voluntary agreements will take a different approach that includes the creation of new habitats for fish, applied science, and greater water supply reliability for people and farms

Reactivate historic floodplains



are more likely to **SUPPORT** voluntary agreements knowing that water will be released from reservoirs to coincide with natural fish movements and to restore historic floodplains that play an important role in the fish life cycle

Double the salmon population



are more likely to **SUPPORT** voluntary agreements knowing they will advance the goal of doubling California's salmon population by 2050

From Monday, March 9, 2020 to Sunday, March 15, 2020, Probolsky Research conducted a live-interviewer telephone and online survey among California Statewide voters. A total of 900 voters were surveyed (300 by telephone and 600 online). A survey of this size yields a margin of error of +/-3.3%, with a confidence level of 95%. Interviews were conducted with respondents on both landline (47%) and mobile phones (53%) and were offered in English (90%) and Spanish (10%) languages. Questions were randomized. Our sample was developed from voter data maintained by each of California's 58 county election officials and enhanced with publicly available consumer data. Probolsky Research applies a stratified random sampling methodology to ensure that the demographic proportions of survey respondents match the demographic composition of California voters.

May 15, 2020

VIA EMAIL

The Honorable David Bernhardt
Secretary of Interior
1849 C Street NW
Mail Stop #7328
Washington, DC 20420

Re: Voluntary Agreements

Dear Secretary Bernhardt,

In early February, we were on the brink in California water of a historic resolution of longstanding conflicts through comprehensive voluntary agreements that embrace collaboration and innovative solutions. Now more than ever, California needs your personal leadership in bringing all parties back to the table to complete the work of finishing the voluntary agreements. The voluntary agreements will improve water supply reliability, including for fish and wildlife and for urban and agricultural water users throughout the state.

The public wants a solution. Dozens of parties, along with the Central Valley Project (CVP) and State Water Project (SWP) public water agencies, stand ready to begin implementation of voluntary agreements. However, differences between the CVP and SWP operations must be resolved before doing so, and preferably by state and federal experts, not the courts.

POLLING INDICATES STRONG SUPPORT FOR THE VOLUNTARY AGREEMENTS:

- Recent polling indicates that over 62 percent of California voters support the voluntary agreements knowing the agreements will result in physical improvements to fish habitat in the Bay-Delta and its vast watersheds. (Please see attachment regarding polling).

The Association of California Water Agencies, representing more than 450 California public water agencies, appreciates your team's commitment to the voluntary agreements as a new and better approach to improving the Bay-Delta ecosystem. Voluntary agreements remain the best alternative for providing certainty to over half of the state's population who depend on these water sources and for maintaining the

economic vitality of the Central Valley. Through the voluntary agreements, water agencies have pledged to contribute hundreds of thousands of acre-feet of water, hundreds of millions of dollars, and an extensive series of restoration projects to enhance fish and wildlife habitat. With an extensive list of “no regrets” early implementation projects that could begin construction or otherwise be implemented within the next twelve to eighteen months, **voluntary agreements have the added co-benefit of immediately injecting tens of millions of dollars into the state’s economy at this critical time.** It is imperative that the Department of the Interior works to resolve differences between the SWP and CVP operations, many of which are most appropriately framed as hypotheses and can be tested through the voluntary agreement’s science program.

With California water policy at a defining moment, we urge your personal leadership to bring the state and federal governments and stakeholders back together to finish the critically important work of achieving an agreement that restores the Bay-Delta ecosystem and benefits our economy. ACWA stands ready to assist you and your team in realizing that outcome.

Sincerely,

A handwritten signature in black ink, appearing to read "Dave Eggerton", written over a white background.

Dave Eggerton
Executive Director

Attachment – Polling Infographic

cc: Honorable Members, California Congressional Delegation
The Honorable Brenda Burman, Commissioner, U.S. Bureau of Reclamation
The Honorable Aurelia Skipwith, Director, U.S. Fish and Wildlife Services

California Voters Support Voluntary Agreements

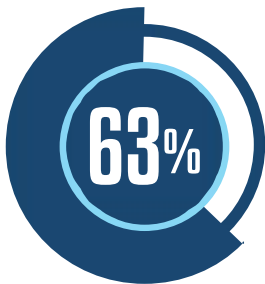
62% SUPPORT

OPPOSE 9%

UNSURE 20%

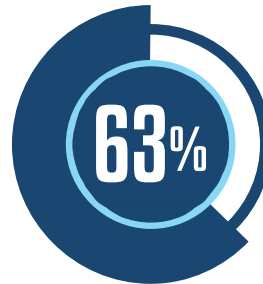
A coalition of California interests including cities, conservation organizations, farmers, and state and federal agencies, are working on a set of voluntary agreements to improve fish and wildlife habitat in California's Bay-Delta and to ensure people and farms throughout the state have reliable water supplies. In general, **do you support or oppose such an approach?**

Enhance fish habitats



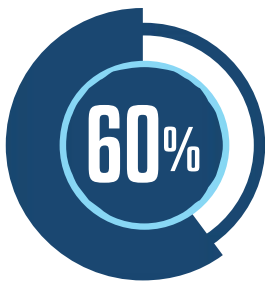
are more likely to **SUPPORT** voluntary agreements knowing they will make physical improvements to fish habitat in rivers and the Bay-Delta

Restore 60,000 acres



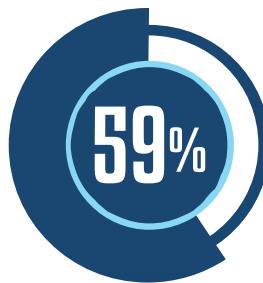
are more likely to **SUPPORT** voluntary agreements knowing they will provide the restoration of 60,000 acres of habitat for fish and wildlife

Advance a different approach



are more likely to **SUPPORT** knowing that voluntary agreements will take a different approach that includes the creation of new habitats for fish, applied science, and greater water supply reliability for people and farms

Reactivate historic floodplains



are more likely to **SUPPORT** voluntary agreements knowing that water will be released from reservoirs to coincide with natural fish movements and to restore historic floodplains that play an important role in the fish life cycle

Double the salmon population



are more likely to **SUPPORT** voluntary agreements knowing they will advance the goal of doubling California's salmon population by 2050

From Monday, March 9, 2020 to Sunday, March 15, 2020, Probolsky Research conducted a live-interviewer telephone and online survey among California Statewide voters. A total of 900 voters were surveyed (300 by telephone and 600 online). A survey of this size yields a margin of error of +/-3.3%, with a confidence level of 95%. Interviews were conducted with respondents on both landline (47%) and mobile phones (53%) and were offered in English (90%) and Spanish (10%) languages. Questions were randomized. Our sample was developed from voter data maintained by each of California's 58 county election officials and enhanced with publicly available consumer data. Probolsky Research applies a stratified random sampling methodology to ensure that the demographic proportions of survey respondents match the demographic composition of California voters.

TO: Board of Directors **FROM:** Norma J. Camacho
SUBJECT: FY 2019-2020 Q3 Quarterly Ends Policy Outcome Measure Status Report **DATE:** May 22, 2020

Enclosed is the report of FY 2019-2020 Quarter 3 performance, which, per Board policy, is monitored by reporting on the Board Appointed Officer's (BAO) Ends Policy Outcome Measures. This report is one of the ways that the Board monitors the degree to which the Board policies are being met by the Chief Executive Officer.

This report summarizes the status of 108 Outcome Measures, grouped by each Board Ends Policy Objective. Overall, in Quarter 3, 81% of the Ends Outcome Measures (88 of 108) are on target or were met; 17% have been or will be adjusted (18 of 108).

Specifically, two percent (2 of 108) are not on target for the reasons below:

OM-2.1.1.e At least 95% of countywide water supply wells meet primary drinking water standards.

Elevated nitrate in South County (primarily domestic wells) resulted in 86% of wells tested meeting primary standards (this increases to 100% if nitrate is not included). Action Plan: Continue to implement the free domestic well testing and nitrate treatment system rebate programs for domestic wells; continue efforts to work with regulatory and land use agencies to address this long-term issue.

OM-2.1.1.g At least 90% of wells in both the shallow and principal aquifer zones have stable or decreasing concentrations of nitrate, chloride, and total dissolved solids.

These performance areas are monitored quarterly by Watersheds and Water Utility Enterprise and their status is reported to the CEO.

As part of the Board's desire to govern transparently and effectively, the Board's role is to serve as the initiator of policy and delegator of authority to its BAO's.

The organization's performance toward accomplishing the Board's Ends policy goals and objectives is the responsibility of the Board Appointed Officers. Through the BAOs' interpretation of these policies, Outcome Measures are derived and implemented through the budget process and guide development of project and individual staff work plans. These plans specify operational activities to be implemented to achieve the Board's direction for the organization.


The BAOs analyze and monitor organizational performance through operational Quarterly Management Reviews and report results to the Board through Quarterly Performance Reports, as required by Board-BAO Linkage Policy 5.4:

All policies which instruct the BAOs will be monitored at a frequency and by a method chosen by the Board. The Board can monitor any policy at any time by any method, but will ordinarily depend on a routine schedule. Frequency = Quarterly.

The performance of the Outcome Measures are regularly monitored to ensure that they are achieved and meet customer expectations and are used to monitor the CEO's performance.

The alignment of the Board policies, BAO Interpretations, and the Budget Process supports a cycle of continual improvement. The outcomes from monitoring either reinforce existing Board policy or facilitate recommended policy changes for Board consideration.

Please contact me if you have comments or questions about this report.

A handwritten signature in blue ink that reads "Melanie Richardson". The signature is written in a cursive style with a large, looped initial "M".

Melanie Richardson, P.E.
Chief Operating Officer Watersheds
Acting for Norma J. Camacho
Chief Executive Officer

FY 2019-2020 Q3 Quarterly Outcome Measure Status

Board Ends Policy Objective			Overall Outcome Measure Status ¹
1	E-2.1.1	Aggressively protect groundwater from the threat of contamination and maintain and develop groundwater to optimize reliability and to minimize land subsidence and salt water intrusion.	On target: 75% (6 of 8) Adjusted: 0% Not on Target: 25% (2 of 8)
2	E-2.1.2	Protect, maintain, and develop local surface water.	On target: 38% (3 of 8) Adjusted: 63% (5 of 8) Not on Target: 0%
3	E-2.1.3	Protect, maintain, and develop imported water.	On target: 100% (1 of 1) Adjusted: 0% Not on Target: 0%
4	E-2.1.4	Protect, maintain, and develop recycled water.	On target: 100% (1 of 1) Adjusted: 0% Not on Target: 0%
5	E-2.1.5	Maximize water use efficiency, water conservation, and demand management opportunities.	On target: 100% (2 of 2) Adjusted: 0% Not on Target: 0%
6	E-2.1.6	Prepare for and respond effectively to water utility emergencies.	On target: 100% (2 of 2) Adjusted: 0% Not on Target: 0%
7	E-2.2.1	Raw water transmission and distribution assets are managed to ensure efficiency and reliability.	On target: 67% (2 of 3) Adjusted: 33% (1 of 3) Not on Target: 0%
8	E-2.3.1	Meet or exceed all applicable water quality regulatory standards.	On target: 67% (2 of 3) Adjusted: 33% (1 of 3) Not on Target: 0%

¹ There are 108 Outcome Measures monitored by the Board Appointed Officers. Each Ends Policy Objective is monitored by 1 or more Outcome Measures; the results of which are reported as a percentage in the Outcome Measure Status column.

Board Ends Policy Objective			Overall Outcome Measure Status¹
9	E-2.3.2	Maintain effective relationships with the retailer and other stakeholders to ensure high quality, reliable drinking water.	On target: 100% (2 of 2) Adjusted: 0% Not on Target: 0%
10	E-3.1.1.	Protect parcels from flooding by applying an integrated watershed management approach that balances environmental quality and protection from flooding.	On target: 57% (8 of 14) Adjusted: 43% (6 of 14) Not on Target: 0%
11	E-3.1.2.	Preserve flood conveyance capacity and structural integrity of stream banks, while minimizing impacts on the environment and protecting habitat values.	On target: 89% (8 of 9) Adjusted: 11% (1 of 9) Not on Target: 0%
12	E-3.2.1.	Promote the preservation of flood plain functions.	On target: 100% (4 of 4) Adjusted: 0% Not on Target: 0%
13	E-3.2.2.	Reduce flood risks through public engagement.	On target: 100% (4 of 4) Adjusted: 0% Not on Target: 0%
14	E-3.2.3.	Prepare and respond effectively to flood emergencies countywide to protect life and property.	On target: 100% (10 of 10) Adjusted: 0% Not on Target: 0%
15	E-4.1.1.	Preserve creeks, bay, and ecosystems through environmental stewardship.	On target: 100% (13 of 13) Adjusted: 0% Not on Target: 0%
16	E-4.1.2.	Improve watersheds, streams, and natural resources.	On target: 75% (9 of 12) Adjusted: 25% (3 of 12) Not on Target: 0%

¹ There are 108 Outcome Measures monitored by the Board Appointed Officers. Each Ends Policy Objective is monitored by 1 or more Outcome Measures; the results of which are reported as a percentage in the Outcome Measure Status column.

Board Ends Policy Objective			Overall Outcome Measure Status¹
17	E-4.1.3.	Promote the protection of creeks, bay, and other aquatic ecosystems from threats of pollution and degradation.	On target: 100% (4 of 4) Adjusted: 0% Not on Target: 0%
18	E-4.1.4.	Engage and educate the community in the protection of water quality and stream stewardship.	On target: 100% (3 of 3) Adjusted: 0% Not on Target: 0%
19	E-4.1.5.	Prepare and respond to emergencies that threaten local waterways.	On target: 100% (1 of 1) Adjusted: 0% Not on Target: 0%
20	E-4.1.6.	To the extent within practicable control of the District, adopt a strategy to restore the salmonid fishery on identified salmonid streams within fifteen years of strategy adoption by creating suitable accessible spawning and rearing habitats.	Outcome Measure for this Objective pending board review.
21	E-4.2.1.	Support healthy communities by providing access to additional trails, parks, and open space along creeks and in the watersheds.	On target: 100% (1 of 1) Adjusted: 0% Not on Target: 0%
22	E-4.2.2.	Support healthy communities by providing appropriate public access to District facilities.	On target: 100% (1 of 1) Adjusted: 0% Not on Target: 0%
23	E-4.3.1.	Reduce greenhouse gas emissions to achieve carbon neutrality by 2020.	On target: 50% (1 of 2) Adjusted: 50% (1 of 2) Not on Target: 0%

¹ There are 108 Outcome Measures monitored by the Board Appointed Officers. Each Ends Policy Objective is monitored by 1 or more Outcome Measures; the results of which are reported as a percentage in the Outcome Measure Status column.