



SANTA CLARA VALLEY WATER DISTRICT

# NON-AGENDA

## December 24, 2020

**Board Policy EL-7 Communication and Support to the Board**  
*The BAOs shall inform and support the Board in its work.*

<b>Page</b>	<b><u>CEO BULLETIN &amp; NEWSLETTERS</u></b>
	CEO Bulletin: None
<b>3</b>	2021 Notice of City Council Reorganization for Contra Costa Water District, Cities of Morgan Hill and Saratoga.
	<b><u>BOARD MEMBER REQUESTS &amp; INFORMATIONAL ITEMS</u></b>
<b>7</b>	<b>BMR/IBMR Weekly Reports: 12/24/20</b>
<b>8</b>	Memo from Darin Taylor, CFO, to the Board of Directors, dated 12/18/20, regarding Summary of Monthly Report of Investments, November 2020.
<b>25</b>	Memo from David Cahen, Risk Manager, to the Board of Directors, dated 12/18/20, regarding Risk Management Communication.
	<b><u>INCOMING BOARD CORRESPONDENCE</u></b>
	<b>Board Correspondence Weekly Report: None</b>
<b>30</b>	Email from Wayne Prescott, CC to the Board of Directors, dated 12/18/20, regarding December 14 Presentation at the Kiwanis Club of San Jose (C-20-0193).
	<b><u>OUTGOING BOARD CORRESPONDENCE</u></b>
<b>32</b>	Letter of Recommendation for Michael Zhao, Lynbrook High School Senior, for the United States Senate Youth Program, from Chair Hsueh, dated 12/16/20.

Board correspondence has been removed from the online posting of the Non-Agenda to protect personal contact information. Lengthy reports/attachments may also be removed due to file size limitations. Copies of board correspondence and/or reports/attachments are available by submitting a public records request to [publicrecords@valleywater.org](mailto:publicrecords@valleywater.org).

# **CEO BULLETIN**



**BOARD OF DIRECTORS**

Lisa M. Borba, AICP  
PRESIDENT

Ernesto A. Avila, P.E.  
VICE PRESIDENT

John A. Burgh  
Connstance Holdaway  
Antonio Martinez

**GENERAL MANAGER**

Stephen J. Welch, P.E., S.E.

**December 18, 2020**

**NOTICE OF BOARD REORGANIZATION (2021-2022)**

The biennial reorganization of the Board of Directors of Contra Costa Water District was conducted December 16, 2020. The following assignments became effective January 1, 2021:

**President:** Lisa M. Borba

**Vice President:** Ernesto A. Avila

**Directors:** John Burgh  
Connstance Holdaway  
Antonio Martinez

Regular Board of Directors meetings are held at 1331 Concord Avenue, Concord, unless otherwise noted. The meetings are usually held on the first and third Wednesday of each month at 6:30 p.m.

The Board of Directors may be reached at:

**Mail:** Contra Costa Water District  
1331 Concord Avenue, Concord, CA 94520

**Telephone:** (925) 688-8024

**Fax:** (925) 688-8197

**Website:** [www.ccwater.com](http://www.ccwater.com)



**City of Morgan Hill**  
City Clerk's Office  
17575 Peak Avenue  
Morgan Hill, CA 95037  
(408) 779-7259

**NOTICE OF CITY COUNCIL REORGANIZATION**

Notice is hereby given that the City Council of Morgan Hill, at a Special City Council meeting held on December 9, 2020, reorganized as follows:

**RICH CONSTANTINE, MAYOR**  
Term expires 2022

**JOHN MCKAY, MAYOR PRO TEM**  
Mayor Pro Tem term expires December 2021  
(Council term expires 2022)

**YVONNE MARTÍNEZ BELTRÁN, COUNCIL MEMBER**  
(Council term expires 2022)

**GINO BORGIOI, COUNCIL MEMBER**  
(Council term expires 2024)

**RENE SPRING, COUNCIL MEMBER**  
(Council term expires 2024)

Dated this 17<sup>th</sup> day of December 2020

Michelle Bigelow, MMC  
City Clerk



## **NOTICE OF REORGANIZATION OF THE SARATOGA CITY COUNCIL**

Notice is hereby given that at a Regular City Council Meeting on December 15, 2020, the City Council of the City of Saratoga reorganized as follows:

**MAYOR YAN ZHAO**

Mayoral term expires December 2021  
Term expires November 2022

**VICE MAYOR TINA WALIA**

Vice Mayoral term expires December 2021  
Term expires November 2024

**COUNCIL MEMBER MARY-LYNNE BERNALD**

Term Expires November 2022

**COUNCIL MEMBER RISHI KUMAR**

Term Expires November 2022

**COUNCIL MEMBER KOOKIE FITZSIMMONS**

Term expires November 2024

The City Council holds its regular meetings on the first and third Wednesdays of each month at 7:00 p.m. Agendas and meeting details available at [www.saratoga.ca.us/council](http://www.saratoga.ca.us/council)

City of Saratoga

Debbie Bretschneider, CMC  
City Clerk

Dated this 17th day of December 2020.

# **BOARD MEMBER REQUESTS and Informational Items**

**Report Name: Board Member Requests**

Request	Request Date	Director	BAO/Chief	Staff	Description	20 Days Due Date	Expected Completion Date	Disposition
I-20-0018	12/16/20	Kremen	Callender	Taylor	Provide Director Kremen with the following information: what has been our accountable payable days outstanding, list of accounts payable over 30 days (vendor and amount) each and every month for the last 12 months?	01/05/21		



# MEMORANDUM

FC 14 (02-08-19)

**TO:** Board of Directors

**FROM:** Darin Taylor,  
Chief Financial Officer

**SUBJECT:** Summary of Monthly Report of Investments,  
November 2020

**DATE:** December 18, 2020

In accordance with the Santa Clara Valley Water District Board (Valley Water) Investment policy, staff provides a detailed investment report to the Board of Directors on a quarterly basis. In addition to the quarterly investment report, Government Code section 53607 requires the Treasurer of the local agency who has been delegated with the authority to invest funds to provide a monthly report of the investment transactions to the legislative body. This report is provided to the Board in compliance with Government Code section 53607 and Executive Limitation-4 Financial Management.

Attached is the report of investments for the month of November 2020. All investments were in compliance with the Investment Policy and performed on par with Valley Water's benchmark yield. The attached report includes a summary of the portfolio holdings, details of each security in the portfolio and an investment activity summary with comparisons to the previous 12 months. The following are highlights of the investment activities for the month:

- The book value of Valley Water's portfolio as of November 30, 2020, was \$648.6 million.
- Valley Water's portfolio is invested with a primary goal of safety. To accomplish this goal, we only invest in securities that are permitted by California Government Code and the Board Investment Policy. These securities have high credit ratings and maturities of no more than 5 years. As of November 30, 2020, approximately 64% of the portfolio was held in US Government Treasury/Agency/Municipal Bonds, 33% was held in liquid funds (Local Area Investment Fund, money market mutual fund, and short-term deposits), and 3% in supranational/corporate medium-term notes.
- The portfolio had a yield-to-maturity of 1.36% for the month of November 30, 2020. This is 0.07% above Valley Water's benchmark, the 24-month floating average of the 2-year Treasury note, which was 1.29 %. The portfolio yield is expected to continue to decline due to the overall lower interest rate environment.
- Valley Water's portfolio is reviewed every month for compliance with the Investment Policy. All investments were in compliance for the reporting period.
- California Government Code requires that a public entity structure its portfolio so that it, at minimum, can meet expenditures for the next six months. The investment portfolio has been structured to ensure that sufficient monies will be available to cover anticipated expenditures in the coming six months.



If you have any questions regarding the Investment Report, please contact Darin Taylor, Chief Financial Officer, at 408-630-3068.

DocuSigned by:  
*Darin Taylor* 12/15/2020  
EAC559BD0748448...

---

Darin Taylor  
Chief Financial Officer

Attachment: Monthly Report of Investments for November 2020



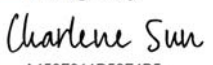
**Santa Clara Valley Water Dist.  
Portfolio Management  
Portfolio Summary  
November 30, 2020**


SANTA CLARA VALLEY WATER  
5750 Almaden Expressway  
San Jose, San Jose, Ca 951  
(408)265-2607

<b>Investments</b>	<b>Par Value</b>	<b>Market Value</b>	<b>Book Value</b>	<b>% of Portfolio</b>	<b>YTM 365 Equiv.</b>	<b>Term</b>	<b>Days to Maturity</b>
Treasury Securities - Coupon	20,000,000.00	20,431,091.00	20,033,352.13	3.09	2.094	1,044	428
Federal Agency Issues - Coupon	325,540,000.00	334,032,673.59	327,403,243.09	50.48	1.626	1,352	857
Negotiable CD's - Interest Bearing	480,000.00	500,254.08	480,000.00	0.07	2.173	1,645	1,086
LAIF	74,000,000.00	74,000,000.00	74,000,000.00	11.41	0.840	1	1
Medium Term Notes	15,003,000.00	15,467,168.90	14,869,574.18	2.29	2.772	1,410	602
Money Market Account	53,094,381.81	53,094,381.81	53,094,381.81	8.19	0.001	1	1
TimeCD_Deposit Account	83,300,125.99	83,300,125.99	83,300,125.99	12.84	0.435	1	1
Supranational	7,000,000.00	7,260,479.66	6,989,226.65	1.08	2.864	1,376	532
Municipal Bonds	68,241,427.09	70,515,155.65	68,423,738.95	10.55	2.172	1,437	844
<b>Investments</b>	<b>646,658,934.89</b>	<b>658,601,330.68</b>	<b>648,593,642.80</b>	<b>100.00%</b>	<b>1.362</b>	<b>915</b>	<b>556</b>

<b>Total Earnings</b>	<b>November 30 Month Ending</b>	<b>Fiscal Year To Date</b>
Current Year	743,962.91	3,898,874.09
<b>Average Daily Balance</b>	<b>650,135,893.07</b>	<b>664,735,886.43</b>
<b>Effective Rate of Return</b>	<b>1.39%</b>	<b>1.40%</b>

Current market pricing is updated at the end of each month from data provided by Interactive Data, a securities pricing service.

DocuSigned by:  
  
 A458F911D52F4B5...  
 Charlene Sun  
 Treasury/Debt Officer  
 Date: 12/15/2020

DocuSigned by:  
  
 FAC559BD0748448...  
 Darin Taylor, Chief Financial Officer  
 Date: 12/15/2020

**Santa Clara Valley Water Dist.  
Portfolio Management  
Activity Summary  
November 2019 through November 2020**

Month End	Year	Number of Securities	Total Invested	Yield to Maturity		Managed Pool Rate	Number of Investments Purchased	Number of Investments Redeemed	Average Term	Average Days to Maturity
				360 Equivalent	365 Equivalent					
November	2019	206	613,830,410.52	2.111	2.140	2.450	12	10	1,008	613
December	2019	203	619,009,294.81	2.060	2.089	2.450	7	10	976	596
January	2020	196	637,710,322.78	2.008	2.036	2.290	3	4	934	555
February	2020	197	630,892,575.72	1.992	2.020	2.290	5	7	971	589
March	2020	193	604,439,911.24	1.987	2.015	2.290	3	15	957	594
April	2020	178	653,703,881.14	1.741	1.765	2.030	0	6	855	524
May	2020	172	632,214,648.66	1.647	1.670	2.030	0	12	827	511
June	2020	171	699,817,771.89	1.438	1.458	2.030	9	5	767	483
July	2020	166	663,578,832.69	1.431	1.451	1.470	1	3	800	494
August	2020	170	662,003,112.78	1.413	1.432	1.470	7	5	852	534
September	2020	165	660,781,931.46	1.393	1.412	1.470	0	3	844	512
October	2020	173	652,434,123.09	1.358	1.377	0.840	11	1	920	570
November	2020	173	648,593,642.80	1.344	1.362	0.840	1	4	915	556
<b>Average</b>		<b>182</b>	<b>644,539,266.12</b>	<b>1.686%</b>	<b>1.710%</b>	<b>1.842</b>	<b>5</b>	<b>7</b>	<b>894</b>	<b>549</b>

**Santa Clara Valley Water Dist.**  
**Portfolio Management**  
**Activity By Type**  
**November 1, 2020 through November 30, 2020**

CUSIP	Investment #	Issuer	Stated Rate	Transaction Date	Purchases or Deposits	Redemptions or Withdrawals	Balance
<b>Treasury Securities - Coupon</b>							
<b>Subtotal</b>							<b>20,033,352.13</b>
<b>Federal Agency Issues - Coupon</b>							
3135G0F73	4963	FNMA Discount Notes	1.500	11/30/2020	0.00	3,000,000.00	
<b>Subtotal</b>							<b>3,000,000.00</b>
<b>Negotiable CD's - Interest Bearing</b>							
<b>Subtotal</b>							<b>480,000.00</b>
<b>LAIF (Monthly Summary)</b>							
SYS88-0237LAIF	88-0237LAIF	Local Agency Investment Fund	0.840		0.00	984,369.88	
<b>Subtotal</b>							<b>984,369.88</b>
<b>Medium Term Notes</b>							
<b>Subtotal</b>							<b>14,869,574.18</b>
<b>Money Market Account (Monthly Summary)</b>							
23380W523	4102	Daily Income US Gov MMF	0.001		13,559,649.54	10,505,695.00	
<b>Subtotal</b>							<b>13,559,649.54</b>
<b>TimeCD_Deposit Account (Monthly Summary)</b>							
SYS5317	5317	Excite CU FKA Alliance CU	2.750		488.75	0.00	
SYS5481	5481	Bank of San Francisco	0.449		5,167.83	0.00	
SYS5309	5309	Community Bank of the Bay	2.701		574.66	574.66	
SYS5371	5371	Community Bank of the Bay	0.500		2,749.87	0.00	
SYS4912	4912	Deposit Account	0.050		1,938.00	100.00	
SYS5395	5395	Meriwest Credit Union	0.500		101.58	0.00	
SYS5398	5398	Meriwest Credit Union	2.500		10,221.88	300,000.00	
SYS5397	5397	Provident Credit Union	2.579		525.63	0.00	
SYS5369	5369	Technology Credit Union	0.670		8,428.70	0.00	
<b>Subtotal</b>							<b>30,196.90</b>
<b>Supranational</b>							
4581X0CD8	5187	INTERAMERI DEV	2.125	11/09/2020	0.00	3,000,000.00	
<b>Subtotal</b>							<b>3,000,000.00</b>
<b>Municipal Bonds</b>							

**Santa Clara Valley Water Dist.  
Portfolio Management  
Activity By Type  
November 1, 2020 through November 30, 2020**

CUSIP	Investment #	Issuer	Stated Rate	Transaction Date	Purchases or Deposits	Redemptions or Withdrawals	Balance
<b>Municipal Bonds</b>							
54438CYK2	5484	Los Angeles Community College	0.773	11/10/2020	1,000,000.00	0.00	
79765R3S6	5167	San Fran CY&Cnty CA PUC WTR	2.298	11/01/2020	0.00	100,000.00	
923078CQ0	5448	Ventura Cnty CA Public Fin	0.598	11/01/2020	0.00	500,000.00	
		<b>Subtotal</b>			<b>1,000,000.00</b>	<b>600,000.00</b>	<b>68,423,738.95</b>
		<b>Total</b>			<b>14,589,846.44</b>	<b>18,390,739.54</b>	<b>648,593,642.80</b>

## Santa Clara Valley Water Dist. Portfolio Management Portfolio Details - Investments November 30, 2020

CUSIP	Investment #	Issuer	Average Balance	Purchase Date	Par Value	Market Value	Book Value	Stated Rate	YTM 365	Term	Days to Maturity	Maturity Date
<b>Treasury Securities - Coupon</b>												
912828Q37	5206	US Treasury Bill		05/10/2018	5,000,000.00	5,019,530.00	4,978,116.12	1.250	2.642	1,056	120	03/31/2021
9128284P2	5277	US Treasury Bill		09/21/2018	3,000,000.00	3,034,923.00	2,996,800.67	2.625	2.871	967	165	05/15/2021
912828VB3	5384	US Treasury Bill		06/18/2019	3,000,000.00	3,116,133.00	2,994,976.21	1.750	1.821	1,427	895	05/15/2023
9128286U9	5404	US Treasury Bill		09/27/2019	3,000,000.00	3,086,835.00	3,022,103.44	2.125	1.604	961	530	05/15/2022
9128286U9	5405	US Treasury Bill		09/27/2019	3,000,000.00	3,086,835.00	3,021,214.01	2.125	1.625	961	530	05/15/2022
9128286U9	5430	US Treasury Bill		12/12/2019	3,000,000.00	3,086,835.00	3,020,141.68	2.125	1.651	885	530	05/15/2022
<b>Subtotal and Average</b>			<b>20,032,081.44</b>		<b>20,000,000.00</b>	<b>20,431,091.00</b>	<b>20,033,352.13</b>		<b>2.094</b>	<b>1,044</b>	<b>428</b>	
<b>Federal Agency Issues - Coupon</b>												
3133EG5D3	5086	Federal Farm Credit Bank		01/27/2017	3,000,000.00	3,065,644.02	3,000,000.00	2.030	2.030	1,826	422	01/27/2022
3133EJAD1	5184	Federal Farm Credit Bank		01/23/2018	5,000,000.00	5,006,260.60	4,999,944.90	2.150	2.169	1,065	22	12/23/2020
3133EJAD1	5185	Federal Farm Credit Bank		01/23/2018	5,000,000.00	5,006,260.60	4,999,989.52	2.150	2.154	1,065	22	12/23/2020
3133EJTB5	5249	Federal Farm Credit Bank		06/29/2018	4,500,000.00	4,665,691.89	4,503,164.34	2.800	2.748	1,398	512	04/27/2022
3133EJSA8	5252	Federal Farm Credit Bank		07/03/2018	5,000,000.00	5,073,015.35	5,000,749.06	2.730	2.702	1,084	202	06/21/2021
3133EJP60	5318	Federal Farm Credit Bank		01/23/2019	3,000,000.00	3,203,649.36	3,022,326.80	3.000	2.672	1,560	882	05/02/2023
3133EJW70	5327	Federal Farm Credit Bank		01/25/2019	3,000,000.00	3,040,485.99	3,004,051.43	2.875	2.586	852	176	05/26/2021
3133ED2B7	5333	Federal Farm Credit Bank		02/01/2019	1,000,000.00	1,098,098.03	1,027,517.62	3.610	2.560	1,690	1,021	09/18/2023
3133EKAK7	5339	Federal Farm Credit Bank		02/14/2019	3,000,000.00	3,085,157.79	2,999,182.11	2.530	2.554	1,096	440	02/14/2022
3133EKBV7	5348	Federal Farm Credit Bank		03/01/2019	3,000,000.00	3,088,768.41	3,001,005.18	2.550	2.522	1,096	455	03/01/2022
3133EKLA2	5372	Federal Farm Credit Bank		05/15/2019	3,000,000.00	3,154,928.82	3,006,804.04	2.300	2.203	1,461	895	05/15/2023
3133EKLA2	5375	Federal Farm Credit Bank		05/24/2019	1,805,000.00	1,898,215.51	1,811,760.48	2.300	2.140	1,452	895	05/15/2023
3133EKLQ7	5376	Federal Farm Credit Bank		06/03/2019	5,000,000.00	5,049,923.65	5,005,116.76	2.250	2.022	714	167	05/17/2021
3133EKQP4	5377	Federal Farm Credit Bank		06/12/2019	5,000,000.00	5,171,250.75	4,996,962.87	1.875	1.906	1,279	741	12/12/2022
3133EKPG5	5380	Federal Farm Credit Bank		06/10/2019	3,000,000.00	3,157,547.07	3,017,598.69	2.125	1.903	1,548	1,008	09/05/2023
3133EDBU5	5381	Federal Farm Credit Bank		06/10/2019	3,000,000.00	3,292,755.21	3,140,944.48	3.500	1.887	1,654	1,114	12/20/2023
3133EHN25	5382	Federal Farm Credit Bank		06/18/2019	3,000,000.00	3,183,675.06	3,024,230.77	2.200	1.910	1,597	1,065	11/01/2023
3133EKKU9	5383	Federal Farm Credit Bank		06/18/2019	3,000,000.00	3,181,607.73	3,033,716.96	2.300	1.899	1,604	1,072	11/08/2023
3133ECPM0	5385	Federal Farm Credit Bank		06/20/2019	4,596,000.00	4,813,311.52	4,629,717.43	2.125	1.814	1,425	895	05/15/2023
3133ECCG2	5386	Federal Farm Credit Bank		06/20/2019	5,000,000.00	5,218,017.85	5,035,667.99	2.120	1.791	1,350	820	03/01/2023
3133EKSJ7	5387	Federal Farm Credit Bank		06/26/2019	3,000,000.00	3,120,546.06	2,996,743.23	1.770	1.814	1,461	937	06/26/2023
3133EKTG1	5392	Federal Farm Credit Bank		07/01/2019	3,000,000.00	3,074,396.70	2,998,606.67	1.750	1.780	1,096	577	07/01/2022
3133EJWA3	5403	Federal Farm Credit Bank		09/27/2019	1,000,000.00	1,059,232.30	1,026,967.98	2.900	1.616	1,225	794	02/03/2023
3133ECPH2	5406	Federal Farm Credit Bank		09/27/2019	3,000,000.00	3,066,185.79	3,009,585.07	1.900	1.644	896	465	03/11/2022
3133EKPT7	5425	Federal Farm Credit Bank		11/22/2019	2,175,000.00	2,284,080.82	2,202,231.09	2.125	1.610	1,291	916	06/05/2023
3133ECPU2	5426	Federal Farm Credit Bank		12/11/2019	1,000,000.00	1,026,504.61	1,004,743.61	2.000	1.667	888	532	05/17/2022
3133ELEL4	5432	Federal Farm Credit Bank		12/19/2019	5,000,000.00	5,183,730.50	5,000,000.00	1.690	1.690	1,245	897	05/17/2023
3133ELNE0	5440	Federal Farm Credit Bank		02/27/2020	5,000,000.00	5,188,845.75	5,033,652.73	1.430	1.214	1,448	1,170	02/14/2024
3133ELQD9	5442	Federal Farm Credit Bank		03/04/2020	5,000,000.00	5,158,890.35	5,003,013.96	1.230	1.211	1,461	1,189	03/04/2024

Portfolio SCVW  
AC  
PM (PRF\_PM2) 7.3.0

**Santa Clara Valley Water Dist.**  
**Portfolio Management**  
**Portfolio Details - Investments**  
**November 30, 2020**

CUSIP	Investment #	Issuer	Average Balance	Purchase Date	Par Value	Market Value	Book Value	Stated Rate	YTM 365	Term	Days to Maturity	Maturity Date
<b>Federal Agency Issues - Coupon</b>												
3133ELQD9	5443	Federal Farm Credit Bank		03/04/2020	3,000,000.00	3,095,334.21	3,005,713.57	1.230	1.170	1,461	1,189	03/04/2024
3133ELQD9	5459	Federal Farm Credit Bank		08/06/2020	5,000,000.00	5,158,890.35	5,156,337.77	1.230	0.265	1,306	1,189	03/04/2024
3133EL3P7	5460	Federal Farm Credit Bank		08/12/2020	5,000,000.00	4,980,213.55	5,000,000.00	0.530	0.530	1,826	1,715	08/12/2025
3133ELQD9	5462	Federal Farm Credit Bank		08/07/2020	5,000,000.00	5,158,890.35	5,156,855.71	1.230	0.262	1,305	1,189	03/04/2024
313379RB7	5131	Federal Home Loan Bank		08/23/2017	3,000,000.00	3,028,005.54	3,003,333.33	1.875	1.657	1,388	192	06/11/2021
313382K69	5132	Federal Home Loan Bank		08/23/2017	3,000,000.00	3,013,950.00	3,001,239.01	1.750	1.598	1,297	101	03/12/2021
3130A0XD7	5210	Federal Home Loan Bank		05/17/2018	3,000,000.00	3,019,200.00	2,996,752.08	2.375	2.778	1,030	101	03/12/2021
3133732Y7	5211	Federal Home Loan Bank		05/17/2018	5,000,000.00	5,049,500.00	5,011,513.00	3.625	2.765	1,030	101	03/12/2021
3130A1B80	5237	Federal Home Loan Bank		06/19/2018	4,620,000.00	4,764,691.52	4,609,991.61	2.625	2.804	1,361	465	03/11/2022
313378CR0	5241	Federal Home Loan Bank		06/21/2018	5,000,000.00	5,130,444.90	4,967,473.88	2.250	2.789	1,359	465	03/11/2022
313378CR0	5243	Federal Home Loan Bank		06/21/2018	5,000,000.00	5,130,444.90	4,968,038.58	2.250	2.780	1,359	465	03/11/2022
3133XPKG8	5244	Federal Home Loan Bank		06/21/2018	5,000,000.00	5,518,417.75	5,201,014.13	4.750	2.848	1,723	829	03/10/2023
3130AFE78	5319	Federal Home Loan Bank		01/23/2019	3,000,000.00	3,169,458.30	3,017,162.23	3.000	2.699	1,416	738	12/09/2022
3130AFE78	5332	Federal Home Loan Bank		01/28/2019	3,000,000.00	3,169,458.30	3,018,008.97	3.000	2.684	1,411	738	12/09/2022
313383YJ4	5334	Federal Home Loan Bank		02/01/2019	2,000,000.00	2,173,281.38	2,042,307.22	3.375	2.560	1,680	1,011	09/08/2023
3130AFE78	5336	Federal Home Loan Bank		02/04/2019	3,000,000.00	3,169,458.30	3,023,748.04	3.000	2.585	1,404	738	12/09/2022
3130A3VC5	5374	Federal Home Loan Bank		05/24/2019	3,000,000.00	3,179,727.27	3,009,437.74	2.250	2.140	1,659	1,102	12/08/2023
3133834G3	5378	Federal Home Loan Bank		06/06/2019	3,000,000.00	3,143,271.84	3,013,233.01	2.125	1.942	1,464	920	06/09/2023
3130AAHE1	5390	Federal Home Loan Bank		06/24/2019	5,000,000.00	5,332,654.85	5,090,097.66	2.500	1.875	1,628	1,102	12/08/2023
3130AHJY0	5418	Federal Home Loan Bank		11/08/2019	3,000,000.00	3,044,160.00	2,997,557.81	1.625	1.711	742	353	11/19/2021
313378JP7	5421	Federal Home Loan Bank		11/21/2019	3,000,000.00	3,052,465.68	3,018,016.78	2.375	1.585	659	283	09/10/2021
3133834G3	5423	Federal Home Loan Bank		11/22/2019	3,000,000.00	3,143,271.84	3,037,969.62	2.125	1.607	1,295	920	06/09/2023
3133834G3	5424	Federal Home Loan Bank		11/22/2019	3,240,000.00	3,394,733.59	3,280,657.01	2.125	1.611	1,295	920	06/09/2023
3133834G3	5427	Federal Home Loan Bank		12/11/2019	1,000,000.00	1,047,757.28	1,010,927.76	2.125	1.677	1,276	920	06/09/2023
3130AJQP7	5453	Federal Home Loan Bank		06/30/2020	5,000,000.00	5,000,018.65	5,000,000.00	0.720	0.720	1,644	1,490	12/30/2024
3130AJRD3	5454	Federal Home Loan Bank		06/24/2020	5,000,000.00	4,988,674.90	5,000,000.00	0.620	0.620	1,461	1,301	06/24/2024
3130A3GE8	5466	Federal Home Loan Bank		08/26/2020	5,000,000.00	5,463,429.05	5,499,336.11	2.750	0.390	1,570	1,473	12/13/2024
3130A9V32	5062	Federal Home Loan Bank-CN		11/15/2016	5,000,000.00	5,088,887.25	5,000,000.00	2.000	1.715	1,826	349	11/15/2021
3130AD4X7	5183	Federal Home Loan Bank-CN		01/19/2018	5,000,000.00	5,002,619.75	4,999,758.64	2.000	2.180	1,057	10	12/11/2020
3130A7PH2	5444	Federal Home Loan Bank-CN		02/28/2020	3,000,000.00	3,154,091.04	3,066,358.45	1.875	1.180	1,470	1,193	03/08/2024
3134GUPU8	5419	Federal Home Loan Mortgage Cor		11/12/2019	3,000,000.00	3,017,951.91	2,995,060.85	1.750	1.800	1,641	1,256	05/10/2024
3134GBHM7	5422	Federal Home Loan Mortgage Cor		11/22/2019	2,000,000.00	2,069,268.98	2,027,780.85	2.625	1.613	887	512	04/27/2022
3134GU6D7	5436	Federal Home Loan Mortgage Cor		01/28/2020	2,500,000.00	2,504,096.30	2,500,000.00	1.650	1.650	1,277	969	07/28/2023
3134GVAT5	5439	Federal Home Loan Mortgage Cor		02/12/2020	4,710,000.00	4,719,674.95	4,710,000.00	1.800	1.800	1,827	1,534	02/12/2025
3134GVL63	5449	Federal Home Loan Mortgage Cor		06/09/2020	5,000,000.00	5,002,508.10	5,000,000.00	0.420	0.420	913	738	12/09/2022
3134GVD88	5451	Federal Home Loan Mortgage Cor		06/16/2020	5,000,000.00	5,000,053.70	4,998,663.86	0.500	0.515	1,266	1,098	12/04/2023
3134GVW95	5452	Federal Home Loan Mortgage Cor		06/24/2020	5,000,000.00	5,000,433.40	5,000,000.00	0.550	0.550	1,461	1,301	06/24/2024
3134GVK98	5455	Federal Home Loan Mortgage Cor		06/25/2020	5,000,000.00	5,000,357.15	5,006,534.33	0.700	0.671	1,446	1,287	06/10/2024

**Santa Clara Valley Water Dist.  
Portfolio Management  
Portfolio Details - Investments  
November 30, 2020**

CUSIP	Investment #	Issuer	Average Balance	Purchase Date	Par Value	Market Value	Book Value	Stated Rate	YTM 365	Term	Days to Maturity	Maturity Date
<b>Federal Agency Issues - Coupon</b>												
3134GWND4	5461	Federal Home Loan Mortgage Cor		08/12/2020	5,000,000.00	4,973,039.05	5,000,000.00	0.600	0.600	1,826	1,715	08/12/2025
3134GWMX1	5464	Federal Home Loan Mortgage Cor		08/24/2020	5,000,000.00	4,989,705.80	5,000,000.00	0.350	0.350	1,369	1,270	05/24/2024
3134GWUY0	5476	Federal Home Loan Mortgage Cor		10/19/2020	6,698,000.00	6,680,836.11	6,699,414.02	0.400	0.400	1,533	1,490	12/30/2024
3134GW3W4	5477	Federal Home Loan Mortgage Cor		10/28/2020	5,000,000.00	5,017,112.00	5,000,000.00	0.410	0.410	1,461	1,427	10/28/2024
3134GW5Q5	5478	Federal Home Loan Mortgage Cor		10/29/2020	5,000,000.00	5,000,160.15	5,000,000.00	0.450	0.450	1,553	1,520	01/29/2025
3137EAEX3	5479	Fed Home Loan Mort Corp-CN		10/21/2020	5,000,000.00	4,977,751.20	4,981,155.65	0.375	0.460	1,798	1,757	09/23/2025
3135G0U27	5276	Fed Natl Mortgage Assoc		09/21/2018	5,000,000.00	5,043,820.60	4,992,974.08	2.500	2.900	935	133	04/13/2021
3135G0T45	5299	Fed Natl Mortgage Assoc		12/18/2018	3,000,000.00	3,069,795.18	2,967,094.52	1.875	2.733	1,204	490	04/05/2022
3135G0U35	5312	Fed Natl Mortgage Assoc		12/24/2018	3,000,000.00	3,044,213.46	3,001,510.86	2.750	2.656	911	203	06/22/2021
3136G02F7	5326	Fed Natl Mortgage Assoc		01/25/2019	2,173,000.00	2,187,141.69	2,163,881.97	1.600	2.603	833	157	05/07/2021
3135G0T45	5391	Fed Natl Mortgage Assoc		06/24/2019	5,000,000.00	5,116,325.30	5,004,478.91	1.875	1.806	1,016	490	04/05/2022
3136G03S8	5420	Fed Natl Mortgage Assoc		11/21/2019	1,000,000.00	1,006,988.81	1,000,249.23	1.650	1.594	540	164	05/14/2021
3135G0V34	5429	Fed Natl Mortgage Assoc		12/11/2019	5,000,000.00	5,357,129.10	5,122,172.16	2.500	1.700	1,517	1,161	02/05/2024
3136G4XE8	5457	Fed Natl Mortgage Assoc		06/22/2020	5,000,000.00	5,001,016.30	5,000,000.00	0.520	0.520	1,278	1,116	12/22/2023
3136G4D26	5458	Fed Natl Mortgage Assoc		07/28/2020	5,000,000.00	4,992,428.70	5,000,000.00	0.400	0.400	1,095	969	07/28/2023
3136G4T52	5465	Fed Natl Mortgage Assoc		08/26/2020	4,050,000.00	4,051,081.92	4,050,058.50	0.520	0.520	1,644	1,547	02/25/2025
3136G3U94	5325	FNMA Discount Notes		01/25/2019	1,000,000.00	1,006,271.62	994,394.71	1.400	2.603	851	175	05/25/2021
3135G0U43	5341	FNMA Discount Notes		02/12/2019	3,000,000.00	3,220,989.60	3,025,698.40	2.875	2.546	1,673	1,015	09/12/2023
880591EN8	5344	Tennessee Valley Authority		02/28/2019	4,473,000.00	4,600,442.08	4,423,284.70	1.875	2.560	1,264	622	08/15/2022
<b>Subtotal and Average</b>			<b>330,326,591.46</b>		<b>325,540,000.00</b>	<b>334,032,673.59</b>	<b>327,403,243.09</b>		<b>1.626</b>	<b>1,352</b>	<b>857</b>	
<b>Negotiable CD's - Interest Bearing</b>												
33715LBT6	5260	First Tech Fed Credit Union		07/16/2018	240,000.00	252,228.24	240,000.00	3.250	3.253	1,463	594	07/18/2022
79772FAF3	5445	San Francisco FCU		03/27/2020	240,000.00	248,025.84	240,000.00	1.100	1.094	1,826	1,577	03/27/2025
<b>Subtotal and Average</b>			<b>480,000.00</b>		<b>480,000.00</b>	<b>500,254.08</b>	<b>480,000.00</b>		<b>2.173</b>	<b>1,645</b>	<b>1,086</b>	
<b>LAIF</b>												
SYS88-0237LAIF	88-0237LAIF	Local Agency Investment Fund			74,000,000.00	74,000,000.00	74,000,000.00	0.840	0.840	1	1	
<b>Subtotal and Average</b>			<b>74,754,683.57</b>		<b>74,000,000.00</b>	<b>74,000,000.00</b>	<b>74,000,000.00</b>		<b>0.840</b>	<b>1</b>	<b>1</b>	
<b>Medium Term Notes</b>												
037833DE7	5202	Apple Inc		05/03/2018	3,000,000.00	3,129,424.68	2,953,684.83	2.400	2.819	1,716	773	01/13/2023
037833BS8	5213	Apple Inc		05/18/2018	2,000,000.00	2,005,720.00	1,997,277.11	2.250	2.875	1,012	84	02/23/2021
478160CD4	5265	Johnson & Johnson		08/30/2018	3,000,000.00	3,071,800.02	2,977,260.43	2.250	2.889	1,281	457	03/03/2022
478160BT0	5350	Johnson & Johnson		03/05/2019	2,000,000.00	2,070,079.86	1,972,563.79	2.050	2.697	1,457	820	03/01/2023
594918BH6	5203	Microsoft Corp		05/03/2018	2,000,000.00	2,084,591.56	1,986,048.94	2.650	3.041	1,645	702	11/03/2022
742651DR0	5367	Private Export Funding Corp		04/08/2019	3,003,000.00	3,105,552.78	2,982,739.08	2.050	2.412	1,317	714	11/15/2022



**Santa Clara Valley Water Dist.**  
**Portfolio Management**  
**Portfolio Details - Investments**  
**November 30, 2020**

CUSIP	Investment #	Issuer	Average Balance	Purchase Date	Par Value	Market Value	Book Value	Stated Rate	YTM 365	Term	Days to Maturity	Maturity Date
<b>Subtotal and Average</b>			<b>14,866,281.10</b>		<b>15,003,000.00</b>	<b>15,467,168.90</b>	<b>14,869,574.18</b>		<b>2.772</b>	<b>1,410</b>	<b>602</b>	
<b>Money Market Account</b>												
23380W523	4102	Daily Income US Gov MMF			53,094,381.81	53,094,381.81	53,094,381.81	0.001	0.001	1	1	
<b>Subtotal and Average</b>			<b>50,311,046.39</b>		<b>53,094,381.81</b>	<b>53,094,381.81</b>	<b>53,094,381.81</b>		<b>0.001</b>	<b>1</b>	<b>1</b>	
<b>TimeCD_Deposit Account</b>												
SYS5317	5317	Excite CU FKA Alliance CU			241,001.83	241,001.83	241,001.83	2.750	2.750	1	1	
SYS5311	5311	Bank of San Francisco			241,429.37	241,429.37	241,429.37	2.250	2.250	1	1	
SYS5481	5481	Bank of San Francisco		10/29/2020	14,005,684.30	14,005,684.30	14,005,684.30	0.449	0.449	1	1	
SYS5309	5309	Community Bank of the Bay			250,000.00	250,000.00	250,000.00	2.701	2.701	1	1	
SYS5371	5371	Community Bank of the Bay			5,123,704.68	5,123,704.68	5,123,704.68	0.500	0.500	1	1	
SYS4912	4912	Deposit Account			42,466,344.38	42,466,344.38	42,466,344.38	0.050	0.050	1	1	
SYS5395	5395	Meriwest Credit Union			247,724.28	247,724.28	247,724.28	0.500	0.500	1	1	
SYS5398	5398	Meriwest Credit Union			4,862,315.37	4,862,315.37	4,862,315.37	2.500	2.500	1	1	
SYS5397	5397	Provident Credit Union			248,498.27	248,498.27	248,498.27	2.579	2.579	1	1	
SYS5310	5310	Technology Credit Union			253,327.29	253,327.29	253,327.29	0.776	0.776	1	1	
SYS5369	5369	Technology Credit Union			15,360,096.22	15,360,096.22	15,360,096.22	0.670	0.670	1	1	
<b>Subtotal and Average</b>			<b>83,451,831.67</b>		<b>83,300,125.99</b>	<b>83,300,125.99</b>	<b>83,300,125.99</b>		<b>0.435</b>	<b>1</b>	<b>1</b>	
<b>Supranational</b>												
4581X0DB1	5208	Inter-American Dev't Bank		05/15/2018	2,000,000.00	2,018,019.66	1,998,826.87	2.625	2.785	1,070	139	04/19/2021
459058FH1	5209	INTL BK RECON & DEVELOP		05/15/2018	2,000,000.00	2,010,500.00	1,986,919.36	1.376	2.805	1,105	174	05/24/2021
459058GL1	5290	INTL BK RECON & DEVELOP		12/03/2018	3,000,000.00	3,231,960.00	3,003,480.42	3.000	2.955	1,759	1,030	09/27/2023
<b>Subtotal and Average</b>			<b>7,788,041.28</b>		<b>7,000,000.00</b>	<b>7,260,479.66</b>	<b>6,989,226.65</b>		<b>2.864</b>	<b>1,376</b>	<b>532</b>	
<b>Municipal Bonds</b>												
54438CYK2	5484	Los Angeles Community College		11/10/2020	1,000,000.00	1,003,030.00	1,000,000.00	0.773	0.773	1,725	1,704	08/01/2025
010878AN6	5198	County of Alameda		03/29/2018	2,305,000.00	2,439,934.70	2,346,985.83	4.000	2.832	1,586	608	08/01/2022
127109QA7	5402	Cabrillo Comnt		10/08/2019	1,230,000.00	1,285,313.10	1,230,000.00	2.034	2.034	1,759	1,339	08/01/2024
13066YTY5	5054	CA Department Water Resources		09/28/2016	2,226,427.09	2,240,253.20	2,226,427.09	1.713	1.713	1,676	151	05/01/2021
13066YTZ2	5263	CA Department Water Resources		08/13/2018	2,000,000.00	2,049,180.00	1,976,131.39	2.000	2.894	1,357	516	05/01/2022
544351MN6	5246	City of Los Angeles CA		07/12/2018	2,500,000.00	2,610,650.00	2,500,000.00	2.900	2.899	1,512	639	09/01/2022
544351MN6	5247	City of Los Angeles CA		07/12/2018	2,500,000.00	2,610,650.00	2,500,000.00	2.900	2.899	1,512	639	09/01/2022
702274CN9	5285	City of Pasadena		12/06/2018	1,055,000.00	1,114,111.65	1,055,000.00	3.338	3.338	1,456	730	12/01/2022
702274CM1	5286	City of Pasadena		12/06/2018	500,000.00	513,820.00	500,000.00	3.235	3.235	1,091	365	12/01/2021
368079HR3	5362	Gavilan Joint Community CLG-A1		04/18/2019	2,000,000.00	2,027,260.00	2,000,000.00	2.450	2.449	836	243	08/01/2021
368079HS1	5363	Gavilan Joint Community CLG-A1		04/18/2019	500,000.00	517,445.00	500,000.00	2.520	2.519	1,201	608	08/01/2022
368079HT9	5364	Gavilan Joint Community CLG-A1		04/18/2019	400,000.00	422,484.00	400,000.00	2.620	2.619	1,566	973	08/01/2023

**Santa Clara Valley Water Dist.  
Portfolio Management  
Portfolio Details - Investments  
November 30, 2020**

CUSIP	Investment #	Issuer	Average Balance	Purchase Date	Par Value	Market Value	Book Value	Stated Rate	YTM 365	Term	Days to Maturity	Maturity Date
<b>Municipal Bonds</b>												
368079KB4	5471	Gavilan Joint Community CLG-A1		10/15/2020	750,000.00	750,607.50	750,000.00	0.524	0.524	1,020	973	08/01/2023
368079KC2	5472	Gavilan Joint Community CLG-A1		10/15/2020	600,000.00	600,924.00	600,000.00	0.739	0.739	1,386	1,339	08/01/2024
376087FY3	5414	Gilroy USD		10/31/2019	600,000.00	617,706.00	600,000.00	1.793	1.793	1,370	973	08/01/2023
376087FZ0	5415	Gilroy USD		10/31/2019	550,000.00	570,949.50	550,000.00	1.833	1.833	1,736	1,339	08/01/2024
54465AGP1	5368	LA County Redev Agency		04/22/2019	1,750,000.00	1,820,665.00	1,728,214.01	2.000	2.480	1,593	1,004	09/01/2023
544290JB6	5407	Los Altos School District		10/17/2019	1,750,000.00	1,790,022.50	1,750,000.00	1.896	1.896	1,019	608	08/01/2022
544290JC4	5408	Los Altos School District		10/17/2019	1,500,000.00	1,500,570.00	1,500,000.00	2.143	2.143	1,384	973	08/01/2023
530319SK9	5468	Liberty Union HSD		10/07/2020	800,000.00	800,976.00	800,000.00	0.650	0.643	1,394	1,339	08/01/2024
530319SL7	5469	Liberty Union HSD		10/07/2020	825,000.00	825,874.50	825,000.00	0.760	0.760	1,759	1,704	08/01/2025
542411NJ8	5413	Long Beach Community College		10/23/2019	2,500,000.00	2,591,600.00	2,500,000.00	1.803	1.803	1,744	1,339	08/01/2024
56781RJG3	5329	Marin CCD GO-B1		02/07/2019	600,000.00	639,738.00	600,000.00	2.895	2.895	1,636	973	08/01/2023
56781RJF5	5330	Marin CCD GO-B1		02/07/2019	500,000.00	520,890.00	500,000.00	2.813	2.813	1,271	608	08/01/2022
56781RGP6	5349	Marin CCD GO-B1		03/04/2019	2,080,000.00	2,158,374.40	2,078,860.83	2.566	2.600	1,246	608	08/01/2022
677765GV5	5401	Ohlone Community College		09/26/2019	2,000,000.00	2,087,380.00	2,000,000.00	1.814	1.814	1,771	1,339	08/01/2024
677765GW3	5480	Ohlone Community College		10/22/2020	2,865,000.00	3,039,535.80	3,045,059.34	1.975	0.700	1,744	1,704	08/01/2025
799306QJ7	5417	San Rafael CA Elem Sch Dist		11/13/2019	1,000,000.00	1,030,870.00	1,000,000.00	1.865	1.865	1,357	973	08/01/2023
796815ZG6	5393	San Bernardino County		07/02/2019	5,000,000.00	5,134,650.00	5,000,000.00	2.050	2.050	1,187	669	10/01/2022
801577NR4	5388	SC County Financing Auth		06/27/2019	2,000,000.00	2,012,380.00	2,000,858.43	2.050	1.944	674	151	05/01/2021
7976465A0	5343	San Francisco City & County CA		02/26/2019	455,000.00	468,486.20	455,000.00	2.623	2.622	1,205	561	06/15/2022
797669XU7	5294	SF Bay Area Rapid Transit Dist		12/10/2018	1,385,000.00	1,400,622.80	1,380,907.26	2.387	2.916	934	212	07/01/2021
79765R3U1	5164	San Fran CY&Cnty CA PUC WTR		12/28/2017	1,000,000.00	1,042,620.00	1,000,000.00	2.619	2.619	1,769	700	11/01/2022
79765R3U1	5331	San Fran CY&Cnty CA PUC WTR		01/29/2019	875,000.00	912,292.50	870,757.67	2.619	2.887	1,372	700	11/01/2022
798170AE6	5189	San Jose Redevelopment Ag		02/26/2018	3,000,000.00	3,114,720.00	2,990,644.51	2.630	2.830	1,617	608	08/01/2022
798170AE6	5190	San Jose Redevelopment Ag		02/28/2018	2,000,000.00	2,076,480.00	1,995,314.50	2.630	2.780	1,615	608	08/01/2022
798189PD2	5220	San Jose Evergreen		06/05/2018	230,000.00	238,105.20	233,180.63	5.000	3.051	1,184	274	09/01/2021
798189PE0	5221	San Jose Evergreen		06/05/2018	130,000.00	140,600.20	133,754.20	5.000	3.223	1,549	639	09/01/2022
802498UG8	5411	Santa Monica-Malibu USD		11/06/2019	650,000.00	671,775.00	650,000.00	1.669	1.669	1,364	973	08/01/2023
802498UH6	5412	Santa Monica-Malibu USD		11/06/2019	500,000.00	521,795.00	500,000.00	1.719	1.719	1,730	1,339	08/01/2024
835569GR9	5416	Sonoma County CA Jnr Clg Dist		11/12/2019	1,000,000.00	1,043,730.00	1,000,000.00	2.061	2.061	1,724	1,339	08/01/2024
799408Z85	5475	SAN RAMON VALLEY UNIFIED		10/20/2020	1,700,000.00	1,702,567.00	1,700,000.00	0.740	0.740	1,746	1,704	08/01/2025
91412HEW9	5352	University of California		03/19/2019	250,000.00	258,032.50	250,000.00	2.608	2.607	1,153	530	05/15/2022
91412HEX7	5353	University of California		03/19/2019	600,000.00	631,914.00	600,000.00	2.657	2.657	1,518	895	05/15/2023
91412GQF5	5365	University of California		05/15/2019	500,000.00	538,865.00	504,913.80	2.900	2.595	1,827	1,261	05/15/2024
91412GWX9	5366	University of California		04/09/2019	1,000,000.00	1,009,820.00	1,000,774.44	2.526	2.350	767	165	05/15/2021
91412GQE8	5370	University of California		05/01/2019	1,565,000.00	1,651,794.90	1,573,706.09	2.750	2.510	1,475	895	05/15/2023
91412GQD0	5399	University of California		08/21/2019	500,000.00	515,790.00	506,299.72	2.570	1.680	998	530	05/15/2022
91412GUZ6	5400	University of California		09/04/2019	265,000.00	276,315.50	271,146.45	3.338	1.700	984	530	05/15/2022
923040GU7	5409	Ventura Cnty Comm College Dist		10/31/2019	1,000,000.00	1,038,380.00	1,000,000.00	1.800	1.800	1,736	1,339	08/01/2024

**Santa Clara Valley Water Dist.  
Portfolio Management  
Portfolio Details - Investments  
November 30, 2020**

CUSIP	Investment #	Issuer	Average Balance	Purchase Date	Par Value	Market Value	Book Value	Stated Rate	YTM 365	Term	Days to Maturity	Maturity Date
<b>Municipal Bonds</b>												
923040GT0	5410	Ventura Cnty Comm College Dist		10/31/2019	1,250,000.00	1,288,150.00	1,250,000.00	1.750	1.750	1,370	973	08/01/2023
923078CS6	5447	Ventura Cnty CA Public Fin		06/11/2020	500,000.00	503,195.00	500,000.00	0.848	0.848	873	700	11/01/2022
93974D5Q7	5279	Washington State GO Bond		10/01/2018	2,000,000.00	2,141,260.00	1,994,802.76	3.030	3.136	1,765	973	08/01/2023
		<b>Subtotal and Average</b>	<b>68,125,336.16</b>		<b>68,241,427.09</b>	<b>70,515,155.65</b>	<b>68,423,738.95</b>		<b>2.172</b>	<b>1,437</b>	<b>844</b>	
		<b>Total and Average</b>	<b>650,135,893.07</b>		<b>646,658,934.89</b>	<b>658,601,330.68</b>	<b>648,593,642.80</b>		<b>1.362</b>	<b>915</b>	<b>556</b>	

**Santa Clara Valley Water Dist.  
Portfolio Management  
Portfolio Details - Cash  
November 30, 2020**

CUSIP	Investment #	Issuer	Average Balance	Purchase Date	Par Value	Market Value	Book Value	Stated Rate	YTM 365	Term	Days to Maturity
Average Balance			0.00							0	0
Total Cash and Investments			650,135,893.07		646,658,934.89	658,601,330.68	648,593,642.80		1.362	915	556



**Santa Clara Valley Water Dist.**  
**Transaction Activity Report**  
**November 1, 2020 - November 30, 2020**  
**Sorted by Security Type - Transaction Date**  
**All Funds**

SANTA CLARA VALLEY WATER  
 5750 Almaden Expressway  
 San Jose, San Jose, Ca 951  
 (408)265-2607

Investment #	Fund	CUSIP	Inv Descrip	TransactionType	TransactionDate	MaturityDate	RedemptionType	New Principal	Principal Paydowns	Interest	Total Cash	
5277	82	9128284P2	UNITED STATES	Interest	11/16/2020	05/15/2021				39,375.00	39,375.00	
5384	82	912828VB3	UNITED STATES	Interest	11/16/2020	05/15/2023				26,250.00	26,250.00	
5404	82	9128286U9	UNITED STATES	Interest	11/16/2020	05/15/2022				31,875.00	31,875.00	
5405	82	9128286U9	UNITED STATES	Interest	11/16/2020	05/15/2022				31,875.00	31,875.00	
5430	82	9128286U9	UNITED STATES	Interest	11/16/2020	05/15/2022				31,875.00	31,875.00	
<b>Totals for Treasury Securities - Coupon</b>										<b>161,250.00</b>	<b>161,250.00</b>	
5318	82	3133EJP60	FEDERAL FARM CR	Interest	11/02/2020	05/02/2023				45,000.00	45,000.00	
5382	82	3133EHN25	FEDERAL FARM CR	Interest	11/02/2020	11/01/2023				33,000.00	33,000.00	
5326	82	3136G02F7	FEDERAL NATL	Interest	11/09/2020	05/07/2021				17,384.00	17,384.00	
5383	82	3133EKKU9	FEDERAL FARM CR	Interest	11/09/2020	11/08/2023				34,500.00	34,500.00	
5419	82	3134GUPU8	FEDERAL HOME	Interest	11/10/2020	05/10/2024				26,250.00	26,250.00	
5062	82	3130A9V32	FHLB-C 1.05% MAT	Interest	11/16/2020	11/15/2021				50,000.00	50,000.00	
5372	82	3133EKLA2	FEDERAL FARM CR	Interest	11/16/2020	05/15/2023				34,500.00	34,500.00	
5375	82	3133EKLA2	FEDERAL FARM CR	Interest	11/16/2020	05/15/2023				20,757.50	20,757.50	
5385	82	3133ECPM0	FEDERAL FARM CR	Interest	11/16/2020	05/15/2023				48,832.50	48,832.50	
5420	82	3136G03S8	FEDERAL NATL	Interest	11/16/2020	05/14/2021				8,250.00	8,250.00	
5376	82	3133EKLQ7	FEDERAL FARM CR	Interest	11/17/2020	05/17/2021				56,250.00	56,250.00	
5426	82	3133ECPU2	FEDERAL FARM CR	Interest	11/17/2020	05/17/2022				10,000.00	10,000.00	
5432	82	3133ELEL4	FEDERAL FARM CR	Interest	11/17/2020	05/17/2023				42,250.00	42,250.00	
5418	82	3130AHJY0	FEDERAL HOME	Interest	11/19/2020	11/19/2021				24,375.00	24,375.00	
5327	82	3133EJW70	FEDERAL FARM CR	Interest	11/27/2020	05/26/2021				43,125.00	43,125.00	
4963	82	3135G0F73	FNMAD 1.5% MAT	Redemption	11/30/2020	11/30/2020	Maturity	3,000,000.00			3,000,000.00	
4963	82	3135G0F73	FNMAD 1.5% MAT	Interest	11/30/2020	11/30/2020				22,500.00	22,500.00	
<b>Totals for Federal Agency Issues - Coupon</b>										<b>3,000,000.00</b>	<b>516,974.00</b>	<b>3,516,974.00</b>
5260	82	33715LBT6	1STTCH 3.25% MAT	Interest	11/16/2020	07/18/2022				662.47	662.47	
5445	82	79772FAF3	SF FCU 1.1% MAT	Interest	11/27/2020	03/27/2025				224.22	224.22	
<b>Totals for Negotiable CD's - Interest Bearing</b>										<b>886.69</b>	<b>886.69</b>	
88-0237LAIF	82	SYS88-0237LAIF	LAIF 4.958%	Redemption	11/24/2020			984,369.88			984,369.88	
<b>Totals for LAIF</b>										<b>984,369.88</b>	<b>984,369.88</b>	
5203	82	594918BH6	MSFT 2.65% MAT	Interest	11/03/2020	11/03/2022				26,500.00	26,500.00	
5367	82	742651DR0	PRIVATE EXPT	Interest	11/16/2020	11/15/2022				30,780.75	30,780.75	
<b>Totals for Medium Term Notes</b>										<b>57,280.75</b>	<b>57,280.75</b>	
4102	82	23380W523	Money Market Fund	Purchase	11/02/2020			33,000.00			-33,000.00	
4102	82	23380W523	Money Market Fund	Purchase	11/02/2020			45,000.00			-45,000.00	
4102	82	23380W523	Money Market Fund	Purchase	11/02/2020			20,000.00			-20,000.00	

Portfolio SCVW

AC

TA (PRF\_TA) 7.1.1  
Report Ver. 7.3.6.1

**Santa Clara Valley Water Dist.**  
**Transaction Activity Report**  
**Sorted by Security Type - Transaction Date**

Investment #	Fund	CUSIP	Inv Descrip	TransactionType	TransactionDate	MaturityDate	RedemptionType	New Principal	Principal Paydowns	Interest	Total Cash
4102	82	23380W523	Money Market Fund	Purchase	11/02/2020			1,149.00			-1,149.00
4102	82	23380W523	Money Market Fund	Purchase	11/02/2020			24,553.13			-24,553.13
4102	82	23380W523	Money Market Fund	Purchase	11/02/2020			1,648.89			-1,648.89
4102	82	23380W523	Money Market Fund	Purchase	11/02/2020			25,695.00			-25,695.00
4102	82	23380W523	Money Market Fund	Purchase	11/02/2020			367.35			-367.35
4102	82	23380W523	Money Market Fund	Purchase	11/02/2020			500,000.00			-500,000.00
4102	82	23380W523	Money Market Fund	Purchase	11/02/2020			100,000.00			-100,000.00
4102	82	23380W523	Money Market Fund	Purchase	11/02/2020			1,162.78			-1,162.78
4102	82	23380W523	Money Market Fund	Purchase	11/02/2020			20,500.00			-20,500.00
4102	82	23380W523	Money Market Fund	Interest	11/02/2020					367.35	367.35
4102	82	23380W523	Money Market Fund	Purchase	11/03/2020			26,500.00			-26,500.00
4102	82	23380W523	Money Market Fund	Redemption	11/04/2020				25,695.00		25,695.00
4102	82	23380W523	Money Market Fund	Purchase	11/05/2020			19,069.35			-19,069.35
4102	82	23380W523	Money Market Fund	Redemption	11/05/2020				500,000.00		500,000.00
4102	82	23380W523	Money Market Fund	Redemption	11/06/2020				100,000.00		100,000.00
4102	82	23380W523	Money Market Fund	Purchase	11/09/2020			31,875.00			-31,875.00
4102	82	23380W523	Money Market Fund	Purchase	11/09/2020			17,384.00			-17,384.00
4102	82	23380W523	Money Market Fund	Purchase	11/09/2020			34,500.00			-34,500.00
4102	82	23380W523	Money Market Fund	Purchase	11/09/2020			3,000,000.00			-3,000,000.00
4102	82	23380W523	Money Market Fund	Purchase	11/10/2020			26,250.00			-26,250.00
4102	82	23380W523	Money Market Fund	Redemption	11/10/2020				1,000,000.00		1,000,000.00
4102	82	23380W523	Money Market Fund	Purchase	11/16/2020			662.47			-662.47
4102	82	23380W523	Money Market Fund	Purchase	11/16/2020			39,375.00			-39,375.00
4102	82	23380W523	Money Market Fund	Purchase	11/16/2020			95,625.00			-95,625.00
4102	82	23380W523	Money Market Fund	Purchase	11/16/2020			26,250.00			-26,250.00
4102	82	23380W523	Money Market Fund	Purchase	11/16/2020			8,250.00			-8,250.00
4102	82	23380W523	Money Market Fund	Purchase	11/16/2020			48,832.50			-48,832.50
4102	82	23380W523	Money Market Fund	Purchase	11/16/2020			55,257.50			-55,257.50
4102	82	23380W523	Money Market Fund	Purchase	11/16/2020			50,000.00			-50,000.00
4102	82	23380W523	Money Market Fund	Purchase	11/16/2020			12,630.00			-12,630.00
4102	82	23380W523	Money Market Fund	Purchase	11/16/2020			6,425.00			-6,425.00
4102	82	23380W523	Money Market Fund	Purchase	11/16/2020			3,260.00			-3,260.00
4102	82	23380W523	Money Market Fund	Purchase	11/16/2020			7,971.00			-7,971.00
4102	82	23380W523	Money Market Fund	Purchase	11/16/2020			21,518.75			-21,518.75
4102	82	23380W523	Money Market Fund	Purchase	11/16/2020			7,250.00			-7,250.00
4102	82	23380W523	Money Market Fund	Purchase	11/16/2020			4,422.85			-4,422.85
4102	82	23380W523	Money Market Fund	Purchase	11/16/2020			30,780.75			-30,780.75
4102	82	23380W523	Money Market Fund	Purchase	11/17/2020			42,250.00			-42,250.00
4102	82	23380W523	Money Market Fund	Purchase	11/17/2020			10,000.00			-10,000.00
4102	82	23380W523	Money Market Fund	Purchase	11/17/2020			56,250.00			-56,250.00
4102	82	23380W523	Money Market Fund	Redemption	11/17/2020				8,780,000.00		8,780,000.00
4102	82	23380W523	Money Market Fund	Purchase	11/19/2020			24,375.00			-24,375.00
4102	82	23380W523	Money Market Fund	Redemption	11/19/2020				100,000.00		100,000.00

**Santa Clara Valley Water Dist.  
Transaction Activity Report  
Sorted by Security Type - Transaction Date**

Investment #	Fund	CUSIP	Inv Descrip	TransactionType	TransactionDate	MaturityDate	RedemptionType	New Principal	Principal Paydowns	Interest	Total Cash
4102	82	23380W523	Money Market Fund	Purchase	11/20/2020			6,000,000.00			-6,000,000.00
4102	82	23380W523	Money Market Fund	Purchase	11/24/2020			13,760.00			-13,760.00
4102	82	23380W523	Money Market Fund	Purchase	11/27/2020			224.22			-224.22
4102	82	23380W523	Money Market Fund	Purchase	11/27/2020			43,125.00			-43,125.00
4102	82	23380W523	Money Market Fund	Purchase	11/30/2020			22,500.00			-22,500.00
4102	82	23380W523	Money Market Fund	Purchase	11/30/2020			3,000,000.00			-3,000,000.00
<b>Totals for Money Market Account</b>								<b>13,559,649.54</b>	<b>10,505,695.00</b>	<b>367.35</b>	<b>-3,053,587.19</b>
5187	82	4581X0CD8	INTERA 2.125%	Redemption	11/09/2020	11/09/2020	Maturity		3,000,000.00		3,000,000.00
5187	82	4581X0CD8	INTERA 2.125%	Interest	11/09/2020	11/09/2020				31,875.00	31,875.00
5209	82	459058FH1	IBRD 1.375% MAT	Interest	11/24/2020	05/24/2021				13,760.00	13,760.00
<b>Totals for Supranational</b>									<b>3,000,000.00</b>	<b>45,635.00</b>	<b>3,045,635.00</b>
5167	82	79765R3S6	SFOWTR 2.298%	Redemption	11/02/2020	11/01/2020	Maturity		100,000.00		100,000.00
5448	82	923078CQ0	VNTCTF 0.598%	Redemption	11/02/2020	11/01/2020	Maturity		500,000.00		500,000.00
5164	82	79765R3U1	SFOWTR 2.619%	Interest	11/02/2020	11/01/2022				13,095.00	13,095.00
5167	82	79765R3S6	SFOWTR 2.298%	Interest	11/02/2020	11/01/2020				1,149.00	1,149.00
5263	82	13066YTZ2	CALIFORNIA ST	Interest	11/02/2020	05/01/2022				20,000.00	20,000.00
5331	82	79765R3U1	SFOWTR 2.619%	Interest	11/02/2020	11/01/2022				11,458.13	11,458.13
5388	82	801577NR4	SCC 2.05% MAT	Interest	11/02/2020	05/01/2021				20,500.00	20,500.00
5447	82	923078CS6	VNTCTF 0.848%	Interest	11/02/2020	11/01/2022				1,648.89	1,648.89
5448	82	923078CQ0	VNTCTF 0.598%	Interest	11/02/2020	11/01/2020				1,162.78	1,162.78
5054	82	13066YTY5	CADWR 1.713%	Interest	11/04/2020	05/01/2021				19,069.35	19,069.35
5484	82	54438CYK2	LOS ANGELES	Purchase	11/10/2020	08/01/2025		1,000,000.00			-1,000,000.00
5352	82	91412HEW9	UC 2.608% MAT	Interest	11/16/2020	05/15/2022				3,260.00	3,260.00
5353	82	91412HEX7	UNIVERSITY CALIF	Interest	11/16/2020	05/15/2023				7,971.00	7,971.00
5365	82	91412GQF5	UNIVERSITY CALIF	Interest	11/16/2020	05/15/2024				7,250.00	7,250.00
5366	82	91412GWX9	UNIVERSITY CALIF	Interest	11/16/2020	05/15/2021				12,630.00	12,630.00
5370	82	91412GQE8	UNIVERSITY CALIF	Interest	11/16/2020	05/15/2023				21,518.75	21,518.75
5399	82	91412GQD0	UNIVERSITY CALIF	Interest	11/16/2020	05/15/2022				6,425.00	6,425.00
5400	82	91412GUZ6	UNIVERSITY CALIF	Interest	11/16/2020	05/15/2022				4,422.85	4,422.85
<b>Totals for Municipal Bonds</b>								<b>1,000,000.00</b>	<b>600,000.00</b>	<b>151,560.75</b>	<b>-248,439.25</b>
<b>Grand Total</b>								<b>14,559,649.54</b>	<b>18,090,064.88</b>	<b>933,954.54</b>	<b>4,464,369.88</b>



**Santa Clara Valley Water Dist.  
Purchases Report  
Sorted by Fund - Fund  
November 1, 2020 - November 30, 2020**

SANTA CLARA VALLEY WATER  
5750 Almaden Expressway  
San Jose, San Jose, Ca 951  
(408)265-2607

CUSIP	Investment #	Fund	Sec. Type	Issuer	Original Par Value	Purchase Date	Payment	Principal Purchase	Accrued at Purchase	Rate at Purchas	Maturity Date	YTM	Ending Book Value
<b>Treasury Management Fund</b>													
54438CYK2	5484	82	MUN	LA CA	1,000,000.00	11/10/2020	02/01 - 08/01	1,000,000.00		0.773	08/01/2025	0.773	1,000,000.00
				<b>Subtotal</b>	<b>1,000,000.00</b>			<b>1,000,000.00</b>	<b>0.00</b>				<b>1,000,000.00</b>
			<b>Total Purchases</b>		<b>1,000,000.00</b>			<b>1,000,000.00</b>	<b>0.00</b>				<b>1,000,000.00</b>





**MEMORANDUM**

FC 14 (02-08-19)

**TO:** Board of Directors  
**FROM:** David Cahen  
Risk Manager  
**SUBJECT:** Risk Management Communication  
**DATE:** December 18, 2020

---

The purpose of this memorandum is to provide you a copy of recent Risk Management staff's communication with parties/individuals that have filed a claim against the District.

Please find the following:

- 1) December 18, 2020 claim confirmation letter to Dayna Ellsworth Esq., on behalf of Mr. Cesar Antonio Toledo (District 3).

For additional information, please contact me at 408-630-2213.

DocuSigned by:  
*David Cahen*  
C7D7286FAC9E4C8...  
\_\_\_\_\_  
David Cahen  
Risk Manager

Santa Clara Valley Water District

Phone: 408 265 2600  
 Fax: 408 445 1435

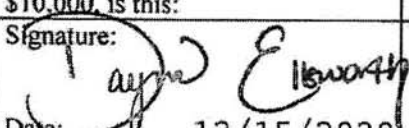


**Claim Against the  
 Santa Clara Valley Water District  
 California Government Code  
 Sections 900 and following.**

General Counsel form updated July, 2003

**Serve or mail this form to: Clerk of the Board  
 Santa Clara Valley Water District  
 5750 Almaden Expressway  
 San Jose, California 95118**

For Office Use Only:  
 Date Received:  
 By:

1. Name(s) and Address(es) of the person or persons making the claim	Name(s): Cesar Antonio Toledo  Address: 92 North 6th Street Unit 1 San Jose, CA 95112  Phone number (optional): (408) 393-6446
2. Is this claim filed on behalf of a minor? Yes ___ No <u>X</u>	If so, please indicate minor's date of birth: Relationship of claim filer to minor:
3. Name and address of the person to who notices are to be sent, if different than Number 1.	Name: Dayna Ellsworth, Esq. Harris Personal Injury Lawyers, Inc. Address: 55 S. Market St. suite 1010 San Jose, CA 95113
4. Date, place and other circumstances of the occurrence, incident, injury or transaction.  <i>Attach additional sheets for more space, if needed.</i>	Date: 10/6/2020  Location (address and or nearest intersection): On or around the Union Pacific tracks of the Guadalupe River Trail in the Alviso Neighborhood of San Jose, CA. Other circumstances, including time, if known:
5. Describe the debt, obligation, injury, damage or loss suffered so far as they are known. Include a description of the facts giving rise to the claim and why you believe the Santa Clara Valley Water District is responsible.  <i>Attach additional sheets for more space, if needed, and photos, if available.</i>	Description: On October 6, 2020, Celeste Toledo was killed when she was struck by an ACE Train. The decedent's father is filling a wrongful death and survivorship claim. Investigation and discovery are ongoing.
6. Name of the District employee who caused the injury, if known.	Name: Unknown at this time
7. Is the amount of this claim now:	Under \$10,000? Yes ___ No ___ Over \$10,000? Yes <u>X</u> No ___
8. If the amount is now over \$10,000, is this:	A Limited Civil Case? (Less than \$25,000) Yes ___ No ___ An Unlimited Civil Case? (Greater than \$25,000) Yes <u>X</u> No ___
Signature:  Date: 12/15/2020	Additional Signature(s): Date(s):



**DESIGNEE AUTHORIZATION**

NAME: CESAR ANTONIO TOLEDO

DATE OF ACCIDENT: 100620

KNOWN PARTIES RESPONSIBLE: \_\_\_\_\_

\_\_\_\_\_

Pursuant to Section 2695.2 (C) of the California Code of Regulations, Title 10, Chapter 5; I authorize and designate my Attorney:

Harris Personal Injury Lawyers, Inc.  
55 S. Market St. Suite 1010  
San Jose, California 95113  
ph 408.512.3600, fax 408.320.0092

to handle any and all claims regarding the above-referenced matter and all matter related thereto.

This Authorization shall be valid until revoked by the undersigned. Any and all prior designee authorizations are hereby revoked by the undersigned as of the date of this Authorization.

110420  
Date

  
Client



December 18, 2020

Dayna Ellsworth, Esq.  
Harris Personal Injury Lawyers, Inc.  
55 S. Market St. Suite 1010  
San Jose, CA 95113

Re: Receipt of Claim – L2010009

Dear Dayna Ellsworth,

We received the claim submitted on behalf of your client, Cesar Antonio Toledo regarding the October 6, 2020 fatality.

We will investigate the claim and notify you of our findings.

If you have any questions, please do not hesitate to contact me at (408) 630-2213.

Sincerely,

DocuSigned by:

A handwritten signature in black ink that reads "David Cahen".

C7D7288EAC9E4C8...  
David Cahen  
Risk Manager

