



SANTA CLARA VALLEY WATER DISTRICT

NON-AGENDA

March 20, 2020

Board Policy EL-7 Communication and Support to the Board
The BAOs shall inform and support the Board in its work.

Page	<u>CEO BULLETIN & NEWSLETTERS</u>
2	CEO Bulletin: None
	<u>BOARD MEMBER REQUESTS & INFORMATIONAL ITEMS</u>
4	BMR/IBMR Weekly Reports: 03/19/20
5	Memo from Darin Taylor, CFO, to the Board of Directors, dated 3/06/20, regarding Summary of Monthly Report Investments 2020.
24	Memo from Rachael Gibson, DAO, Office of Government Relations, to Rick Callender, CEA, dated 3/13/20, Regarding Congratulatory Letters for Governor Newsom Appointees.
	<u>INCOMING BOARD CORRESPONDENCE</u>
29	Board Correspondence Weekly Report: 03/19/20
30	Email from Evaldas Gulbinas, to the Board of Directors, dated 3/15/20, regarding James Ranch Camera Access (C-20-0038).
31	Letter from Johanna Baker, to Director Santos, dated 3/16/20, regarding Working with the Homeless (C-20-0039).
32	Email from John Horner, to the Board of Directors, dated 3/16/20, regarding Water District Flood Control Project (C-20-0040).
34	Email from Aidan Burke, to the Board of Directors, dated 3/17/20, regarding Access to Clean Water (C-20-0041).
	<u>OUTGOING BOARD CORRESPONDENCE</u>
36	Email from Director Varela, to John Horner, dated 3/16/20, regarding Water District Flood Control Project (C-20-0032).

Board correspondence has been removed from the online posting of the Non-Agenda to protect personal contact information. Lengthy reports/attachments may also be removed due to file size limitations. Copies of board correspondence and/or reports/attachments are available by submitting a public records request to publicrecords@valleywater.org.

CEO BULLETIN

BOARD MEMBER REQUESTS and Informational Items

Report Name: Board Member Requests

Request	Request Date	Director	BAO/Chief	Staff	Description	20 Days Due Date	Expected Completion Date	Disposition
I-20-0004	02/24/20	Kremen	Richardson	Nguyen	Provide a copy of any appraisals the District has made or the City of San Jose or the City of Santa Clara have made, for the Pond A18, and what the city of San Jose or the city of Santa Clara paid for the ponds.	03/15/20		
I-20-0006	03/02/20	Kremen	Yoke	Fuller	Provide Director Kremen with copies of contracts with our fuel suppliers and chemical suppliers.	03/22/20		
I-20-0007	03/06/20	Kremen	Hawk	Hall	Provide information on voting thresholds required at typical water JPAs for cost allocation, general resolutions within South of Delta Central Valley. Include a couple of GSA, canal sharing agreements, flood control, etc. Focus on when is a super-majority required rather than a quorum.	03/26/20		
R-19-0014	11/12/19	Varela	Camacho	Chinte	Director Varela requesting the CEO provide a report to the Directors via one-on-one meetings or confidential memo on the cancellation of the October 28, 2019 Joint SCVWD/Morgan Hill/Gilroy Board/Council meeting.	12/04/19		

TO: Board of Directors**FROM:** Darin Taylor,
Chief Financial Officer**SUBJECT:** Summary of Monthly Report of Investments,
February 2020**DATE:** March 6, 2020

In accordance with the Santa Clara Valley Water District Board (Valley Water) Investment policy, staff provides a detailed investment report to the Board of Directors on a quarterly basis. In addition to the quarterly investment report, Government Code section 53607 requires the Treasurer of the local agency who has been delegated with the authority to invest funds to provide a monthly report of the investment transactions to the legislative body. This report is provided to the Board in compliance with Government Code section 53607 and Executive Limitation-4 Financial Management.

Attached is the report of investments for the month of February 2020. All investments were in compliance with the Investment Policy and performed on par with Valley Water's benchmark yield. The attached report includes a summary of the portfolio holdings, details of each security in the portfolio and an investment activity summary with comparisons to the previous 12 months. The following are highlights of the investment activities for the month:

- The book value of Valley Water's portfolio as of February 29, 2020, was \$631 million.
- Valley Water's portfolio is invested with a primary goal of safety. To accomplish this goal, we only invest in securities that are permitted by California Government Code and the Board Investment Policy. These securities have high credit ratings and maturities of no more than 5 years. As of February 29, 2020, approximately 71% of the portfolio was held in US Government Treasury/Agency/Municipal Bonds, 19% was held in liquid funds (Local Area Investment Fund/money market mutual fund), and 10% in supranational/corporate medium-term notes.
- The portfolio had a yield-to-maturity of 2.02% for the month of February 2020. This is 0.17% below Valley Water's benchmark, the 24-month floating average of the 2-year Treasury note, which was 2.19%.
- Valley Water's portfolio is reviewed every month for compliance with the Investment Policy. All investments were in compliance for the reporting period.
- California Government Code requires that a public entity structure its portfolio so that it, at minimum, can meet expenditures for the next six months. The investment portfolio has been structured to ensure that sufficient monies will be available to cover anticipated expenditures in the coming six months.

If you have any questions regarding the Investment Report, please contact Darin Taylor, Chief Financial Officer, at 408-630-3068.


Darin Taylor
Chief Financial Officer

C. Sun for D. Taylor

Attachment: Monthly Report of Investments for February 2020




**Santa Clara Valley Water Dist.
Portfolio Management
Portfolio Summary
February 29, 2020**


SANTA CLARA VALLEY WATER
5750 Almaden Expressway
San Jose, San Jose, Ca 951
(408)265-2607

Investments	Par Value	Market Value	Book Value	% of Portfolio	YTM 365 Equiv.	Term	Days to Maturity
Treasury Securities - Coupon	23,000,000.00	23,388,710.00	23,012,975.59	3.65	2.033	1,031	624
Federal Agency Issues - Coupon	361,909,000.00	369,171,753.92	363,215,265.83	57.57	2.099	1,253	754
Negotiable CD's - Interest Bearing	1,200,000.00	1,213,723.20	1,200,000.00	0.19	2.699	833	280
LAIF	72,799,142.26	72,799,142.26	72,799,142.26	11.54	2.290	1	1
Medium Term Notes	18,003,000.00	18,381,452.29	17,826,094.06	2.83	2.631	1,402	765
Money Market Account	47,822,087.08	47,822,087.08	47,822,087.08	7.58	0.050	1	1
TimeCD_Deposit Account	26,851,143.70	26,851,143.70	26,851,143.70	4.26	2.219	1	1
Supranational	15,000,000.00	15,277,212.42	14,963,872.93	2.37	2.440	1,297	581
Municipal Bonds	63,194,051.43	65,035,199.00	63,201,994.27	10.02	2.370	1,394	960
Investments	629,778,424.47	639,940,423.87	630,892,575.72	100.00%	2.020	971	589

Total Earnings	February 29 Month Ending	Fiscal Year To Date
Current Year	1,109,690.74	9,427,847.63
Average Daily Balance	636,350,456.56	629,754,568.74
Effective Rate of Return	2.19%	2.24%

Current market pricing is updated at the end of each month from data provided by Interactive Data, a securities pricing service.


Charlene Sun
Treasury/Debt Officer Date 3/13/2020


Darin Taylor, Chief Financial Officer Date 3/13/2020
C. Sun for D Taylor

Reporting period 02/01/2020-02/29/2020

Run Date: 03/06/2020 - 07:45

**Santa Clara Valley Water Dist.
Portfolio Management
Activity Summary
February 2019 through February 2020**

Month End	Year	Number of Securities	Total Invested	Yield to Maturity		Managed Pool Rate	Number of Investments Purchased	Number of Investments Redeemed	Average Term	Average Days to Maturity
				360 Equivalent	365 Equivalent					
February	2019	197	616,976,647.15	2.108	2.137	2.400	15	5	1,070	698
March	2019	201	609,566,995.49	2.148	2.178	2.400	9	9	1,083	703
April	2019	203	625,347,308.99	2.129	2.158	2.550	11	7	1,052	676
May	2019	203	594,300,119.11	2.140	2.170	2.550	7	14	1,044	674
June	2019	206	657,570,588.96	2.127	2.157	2.550	16	7	1,025	678
July	2019	203	647,733,919.74	2.132	2.161	2.570	5	5	1,035	675
August	2019	199	635,062,520.39	2.183	2.213	2.570	2	2	1,050	664
September	2019	203	626,255,918.57	2.123	2.153	2.570	6	10	1,022	628
October	2019	201	626,726,602.80	2.103	2.132	2.450	8	7	998	597
November	2019	206	613,830,410.52	2.111	2.140	2.450	12	10	1,008	613
December	2019	203	619,009,294.81	2.060	2.089	2.450	7	10	976	596
January	2020	196	637,710,322.78	2.008	2.036	2.290	3	4	934	555
February	2020	197	630,892,575.72	1.992	2.020	2.290	5	7	971	589
Average		201	626,229,478.85	2.105%	2.134%	2.468	8	7	1,021	642

Santa Clara Valley Water Dist.
Portfolio Management
Activity By Type
February 1, 2020 through February 29, 2020

CUSIP	Investment #	Issuer	Stated Rate	Transaction Date	Purchases or Deposits	Redemptions or Withdrawals	Balance
Treasury Securities - Coupon							
Subtotal							23,012,975.59
Treasury Discounts -Amortizing							
912796WU9	5435	US Treasury Bill	1.475	02/25/2020	0.00	10,000,000.00	
Subtotal							0.00
Federal Agency Issues - Coupon							
3133EHDP9	5118	Federal Farm Credit Bank	1.670	02/11/2020	0.00	3,000,000.00	
3133ELNE0	5440	Federal Farm Credit Bank	1.430	02/27/2020	5,041,650.00	0.00	
3130AFTK3	5335	Federal Home Loan Bank	2.960	02/11/2020	0.00	3,003,023.44	
3130AFW52	5342	Federal Home Loan Bank	2.700	02/26/2020	0.00	2,000,000.00	
3130A7PH2	5444	Federal Home Loan Bank-CN	1.875	02/28/2020	3,081,750.00	0.00	
3134GVAT5	5439	Federal Home Loan Mortgage Cor	1.800	02/12/2020	4,710,000.00	0.00	
3134GVEN4	5441	Federal Home Loan Mortgage Cor	1.700	02/28/2020	5,000,000.00	0.00	
3135G0T29	5138	Fed Natl Mortgage Assoc	1.500	02/28/2020	0.00	3,000,000.00	
3135G0T29	5181	Fed Natl Mortgage Assoc	1.500	02/28/2020	0.00	5,000,000.00	
3135G0T29	5182	Fed Natl Mortgage Assoc	1.500	02/28/2020	0.00	5,000,000.00	
3136G4UF8	5438	Fed Natl Mortgage Assoc	1.830	02/13/2020	5,000,000.00	0.00	
Subtotal							22,833,400.00
21,003,023.44							363,215,265.83
Negotiable CD's - Interest Bearing							
Subtotal							1,200,000.00
LAIF (Monthly Summary)							
Subtotal							72,799,142.26
Medium Term Notes							
Subtotal							17,826,094.06
Money Market Account (Monthly Summary)							
23380W523	4102	Daily Income US Gov MMF	0.050		42,035,329.07	40,711,159.56	
Subtotal							42,035,329.07
40,711,159.56							47,822,087.08
TimeCD_Deposit Account (Monthly Summary)							
SYS5317	5317	Alliance Credit Union	2.470		483.69	0.00	

Santa Clara Valley Water Dist.
Portfolio Management
Activity By Type
February 1, 2020 through February 29, 2020

CUSIP	Investment #	Issuer	Stated Rate	Transaction Date	Purchases or Deposits	Redemptions or Withdrawals	Balance
TimeCD_Deposit Account (Monthly Summary)							
SYS5371	5371	Community Bank of the Bay	2.440		6,427.96	0.00	
SYS5395	5395	Meriwest Credit Union	2.500		477.83	0.00	
SYS5398	5398	Meriwest Credit Union	2.500		9,930.53	0.00	
SYS5397	5397	Provident Credit Union	2.610		498.38	0.00	
SYS5369	5369	Technology Credit Union	2.020		24,163.33	0.00	
		Subtotal			41,981.72	0.00	26,851,143.70
Supranational							
		Subtotal					14,963,872.93
Municipal Bonds							
		Subtotal					63,201,994.27
		Total			64,910,710.79	71,714,183.00	630,892,575.72

Santa Clara Valley Water Dist.
Portfolio Management
Portfolio Details - Investments
February 29, 2020

CUSIP	Investment #	Issuer	Average Balance	Purchase Date	Par Value	Market Value	Book Value	Stated Rate	YTM 365	Term	Days to Maturity	Maturity Date
Treasury Securities - Coupon												
912828XE5	5155	US Treasury Bill		10/24/2017	3,000,000.00	3,000,117.00	2,998,994.21	1.500	1.638	950	91	05/31/2020
912828Q37	5206	US Treasury Bill		05/10/2018	5,000,000.00	5,009,960.00	4,927,965.57	1.250	2.642	1,056	395	03/31/2021
9128284P2	5277	US Treasury Bill		09/21/2018	3,000,000.00	3,056,367.00	2,991,468.46	2.625	2.871	967	440	05/15/2021
912828VB3	5384	US Treasury Bill		06/18/2019	3,000,000.00	3,081,093.00	2,993,432.59	1.750	1.821	1,427	1,170	05/15/2023
9128286U9	5404	US Treasury Bill		09/27/2019	3,000,000.00	3,080,391.00	3,033,572.21	2.125	1.604	961	805	05/15/2022
9128286U9	5405	US Treasury Bill		09/27/2019	3,000,000.00	3,080,391.00	3,032,221.28	2.125	1.625	961	805	05/15/2022
9128286U9	5430	US Treasury Bill		12/12/2019	3,000,000.00	3,080,391.00	3,035,321.27	2.125	1.651	885	805	05/15/2022
Subtotal and Average			23,011,593.96		23,000,000.00	23,388,710.00	23,012,975.59		2.033	1,031	624	
Treasury Discounts -Amortizing												
Subtotal and Average			8,271,962.65									
Federal Agency Issues - Coupon												
3133EG5D3	5086	Federal Farm Credit Bank		01/27/2017	3,000,000.00	3,061,572.72	3,000,000.00	2.030	2.030	1,826	697	01/27/2022
3133EHJA2	5095	Federal Farm Credit Bank		05/08/2017	3,000,000.00	3,001,596.96	3,000,011.17	1.550	1.548	1,096	68	05/08/2020
3133ECPD0	5141	Federal Farm Credit Bank		09/14/2017	2,085,000.00	2,085,646.10	2,084,762.69	1.420	1.478	972	73	05/13/2020
3133EHJA2	5142	Federal Farm Credit Bank		09/14/2017	1,850,000.00	1,850,984.79	1,850,201.00	1.550	1.490	967	68	05/08/2020
3133EGBL8	5170	Federal Farm Credit Bank		12/26/2017	3,000,000.00	3,000,033.51	2,996,019.56	1.370	2.000	875	79	05/19/2020
3133EGBL8	5175	Federal Farm Credit Bank		12/29/2017	3,000,000.00	3,000,033.51	2,995,703.65	1.370	2.050	872	79	05/19/2020
3133EGCN3	5176	Federal Farm Credit Bank		12/29/2017	5,000,000.00	5,000,000.00	4,999,930.91	1.490	2.000	794	1	03/02/2020
3133EGBL8	5177	Federal Farm Credit Bank		12/29/2017	4,000,000.00	4,000,044.68	3,994,391.26	1.370	2.036	872	79	05/19/2020
3133EJAD1	5184	Federal Farm Credit Bank		01/23/2018	5,000,000.00	5,041,743.60	4,999,268.61	2.150	2.169	1,065	297	12/23/2020
3133EJAD1	5185	Federal Farm Credit Bank		01/23/2018	5,000,000.00	5,041,743.60	4,999,860.95	2.150	2.154	1,065	297	12/23/2020
3133EJTB5	5249	Federal Farm Credit Bank		06/29/2018	4,500,000.00	4,681,371.92	4,504,852.82	2.800	2.748	1,398	787	04/27/2022
3133EGAH8	5251	Federal Farm Credit Bank		07/03/2018	4,582,000.00	4,582,107.72	4,516,792.91	1.550	2.780	1,049	442	05/17/2021
3133EJSA8	5252	Federal Farm Credit Bank		07/03/2018	5,000,000.00	5,113,199.10	5,001,760.30	2.730	2.702	1,084	477	06/21/2021
3133EJP60	5318	Federal Farm Credit Bank		01/23/2019	3,000,000.00	3,191,851.41	3,029,247.86	3.000	2.672	1,560	1,157	05/02/2023
3133EJW70	5327	Federal Farm Credit Bank		01/25/2019	3,000,000.00	3,072,184.29	3,010,302.20	2.875	2.586	852	451	05/26/2021
3133ED2B7	5333	Federal Farm Credit Bank		02/01/2019	1,000,000.00	1,092,473.64	1,034,895.73	3.610	2.560	1,690	1,296	09/18/2023
3133EKAK2	5339	Federal Farm Credit Bank		02/14/2019	3,000,000.00	3,092,086.08	2,998,672.11	2.530	2.554	1,096	715	02/14/2022
3133EKBV7	5348	Federal Farm Credit Bank		03/01/2019	3,000,000.00	3,092,916.87	3,001,608.28	2.550	2.522	1,096	730	03/01/2022
3133EKEN2	5355	Federal Farm Credit Bank		03/26/2019	3,000,000.00	3,002,815.26	3,000,000.00	2.520	2.520	731	390	03/26/2021
3133EKLA2	5372	Federal Farm Credit Bank		05/15/2019	3,000,000.00	3,127,864.68	3,008,882.19	2.300	2.203	1,461	1,170	05/15/2023
3133EKLA2	5375	Federal Farm Credit Bank		05/24/2019	1,805,000.00	1,881,931.92	1,813,825.33	2.300	2.140	1,452	1,170	05/15/2023
3133EKLQ7	5376	Federal Farm Credit Bank		06/03/2019	5,000,000.00	5,076,823.90	5,013,439.20	2.250	2.022	714	442	05/17/2021
3133EKQP4	5377	Federal Farm Credit Bank		06/12/2019	5,000,000.00	5,128,931.60	4,995,841.08	1.875	1.906	1,279	1,016	12/12/2022

Portfolio SCVV

AC

PM (PRF_PM2) 7.3.0

Santa Clara Valley Water Dist.
Portfolio Management
Portfolio Details - Investments
February 29, 2020

CUSIP	Investment #	Issuer	Average Balance	Purchase Date	Par Value	Market Value	Book Value	Stated Rate	YTM 365	Term	Days to Maturity	Maturity Date
Federal Agency Issues - Coupon												
3133EKPG5	5380	Federal Farm Credit Bank		06/10/2019	3,000,000.00	3,121,343.07	3,022,379.02	2.125	1.903	1,548	1,283	09/05/2023
3133EDBU5	5381	Federal Farm Credit Bank		06/10/2019	3,000,000.00	3,284,331.90	3,175,571.43	3.500	1.887	1,654	1,389	12/20/2023
3133EHN25	5382	Federal Farm Credit Bank		06/18/2019	3,000,000.00	3,134,452.05	3,030,461.54	2.200	1.910	1,597	1,340	11/01/2023
3133EKKU9	5383	Federal Farm Credit Bank		06/18/2019	3,000,000.00	3,145,954.29	3,042,329.62	2.300	1.899	1,604	1,347	11/08/2023
3133ECPM0	5385	Federal Farm Credit Bank		06/20/2019	4,596,000.00	4,766,576.08	4,640,015.74	2.125	1.814	1,425	1,170	05/15/2023
3133ECGU2	5386	Federal Farm Credit Bank		06/20/2019	5,000,000.00	5,173,557.90	5,047,557.33	2.120	1.791	1,350	1,095	03/01/2023
3133EKSN7	5387	Federal Farm Credit Bank		06/26/2019	3,000,000.00	3,080,387.91	2,995,792.60	1.770	1.814	1,461	1,212	06/26/2023
3133EKTG1	5392	Federal Farm Credit Bank		07/01/2019	3,000,000.00	3,058,606.32	2,997,946.67	1.750	1.780	1,096	852	07/01/2022
3133EJWA3	5403	Federal Farm Credit Bank		09/27/2019	1,000,000.00	1,056,257.84	1,036,279.17	2.900	1.616	1,225	1,069	02/03/2023
3133ECHP2	5406	Federal Farm Credit Bank		09/27/2019	3,000,000.00	3,059,584.11	3,017,744.42	1.900	1.644	896	740	03/11/2022
3133EKPT7	5425	Federal Farm Credit Bank		11/22/2019	2,175,000.00	2,257,043.37	2,210,364.26	2.125	1.610	1,291	1,191	06/05/2023
3133ECPU2	5426	Federal Farm Credit Bank		12/11/2019	1,000,000.00	1,023,911.52	1,008,511.87	2.000	1.667	888	807	05/17/2022
3133ELEL4	5432	Federal Farm Credit Bank		12/19/2019	5,000,000.00	5,117,321.75	5,000,000.00	1.690	1.690	1,245	1,172	05/17/2023
3133ELNE0	5440	Federal Farm Credit Bank		02/27/2020	5,000,000.00	5,087,119.25	5,044,115.19	1.430	1.214	1,448	1,445	02/14/2024
3130AAQV3	5087	Federal Home Loan Bank		01/30/2017	3,500,000.00	3,502,054.15	3,500,000.00	1.670	1.670	1,186	80	04/30/2020
313379RB7	5131	Federal Home Loan Bank		08/23/2017	3,000,000.00	3,033,063.96	3,008,070.18	1.875	1.657	1,388	467	06/11/2021
313382K69	5132	Federal Home Loan Bank		08/23/2017	3,000,000.00	3,019,178.79	3,004,551.20	1.750	1.598	1,297	376	03/12/2021
313383HU8	5139	Federal Home Loan Bank		09/08/2017	3,000,000.00	3,002,488.26	3,002,792.23	1.750	1.410	1,008	103	06/12/2020
3130A0XD7	5210	Federal Home Loan Bank		05/17/2018	3,000,000.00	3,041,393.64	2,988,069.52	2.375	2.778	1,030	376	03/12/2021
3133732Y7	5211	Federal Home Loan Bank		05/17/2018	5,000,000.00	5,129,767.10	5,042,290.34	3.625	2.765	1,030	376	03/12/2021
3130AECJ7	5215	Federal Home Loan Bank		05/24/2018	5,000,000.00	5,015,136.85	5,000,406.16	2.625	2.590	735	88	05/28/2020
3130AEF54	5223	Federal Home Loan Bank		06/08/2018	5,000,000.00	5,024,060.75	5,000,000.00	3.100	3.100	1,826	1,194	06/08/2023
3130A1B80	5237	Federal Home Loan Bank		06/19/2018	4,620,000.00	4,778,259.07	4,604,117.11	2.625	2.804	1,361	740	03/11/2022
313378CR0	5241	Federal Home Loan Bank		06/21/2018	5,000,000.00	5,130,108.15	4,948,382.46	2.250	2.789	1,359	740	03/11/2022
313378CR0	5243	Federal Home Loan Bank		06/21/2018	5,000,000.00	5,130,108.15	4,949,278.62	2.250	2.780	1,359	740	03/11/2022
3133XPKG8	5244	Federal Home Loan Bank		06/21/2018	5,000,000.00	5,568,940.70	5,267,282.52	4.750	2.848	1,723	1,104	03/10/2023
3130AEWV8	5275	Federal Home Loan Bank		09/28/2018	3,000,000.00	3,026,096.19	3,000,000.00	3.000	3.000	1,461	941	09/28/2022
3130AFE78	5319	Federal Home Loan Bank		01/23/2019	3,000,000.00	3,169,345.02	3,023,527.35	3.000	2.699	1,416	1,013	12/09/2022
3130AFE78	5332	Federal Home Loan Bank		01/28/2019	3,000,000.00	3,169,345.02	3,024,688.12	3.000	2.684	1,411	1,013	12/09/2022
313383YJ4	5334	Federal Home Loan Bank		02/01/2019	2,000,000.00	2,165,229.90	2,053,764.54	3.375	2.560	1,680	1,286	09/08/2023
3130AFE78	5336	Federal Home Loan Bank		02/04/2019	3,000,000.00	3,169,345.02	3,032,555.70	3.000	2.585	1,404	1,013	12/09/2022
313370US5	5360	Federal Home Loan Bank		04/04/2019	2,000,000.00	2,016,876.56	2,004,892.22	2.875	2.400	526	194	09/11/2020
3130A3VC5	5374	Federal Home Loan Bank		05/24/2019	3,000,000.00	3,144,749.55	3,011,781.98	2.250	2.140	1,659	1,377	12/08/2023
3133834G3	5378	Federal Home Loan Bank		06/06/2019	3,000,000.00	3,115,528.74	3,017,167.94	2.125	1.942	1,464	1,195	06/09/2023
3130AAHE1	5390	Federal Home Loan Bank		06/24/2019	5,000,000.00	5,286,493.50	5,112,477.03	2.500	1.875	1,628	1,377	12/08/2023
3130AHJY0	5418	Federal Home Loan Bank		11/08/2019	3,000,000.00	3,035,045.13	2,995,663.01	1.625	1.711	742	628	11/19/2021

Santa Clara Valley Water Dist.
Portfolio Management
Portfolio Details - Investments
February 29, 2020

CUSIP	Investment #	Issuer	Average Balance	Purchase Date	Par Value	Market Value	Book Value	Stated Rate	YTM 365	Term	Days to Maturity	Maturity Date
Money Market Account												
23380W523	4102	Daily Income US Gov MMF			47,822,087.08	47,822,087.08	47,822,087.08	0.050	0.050	1	1	
Subtotal and Average			45,068,511.51		47,822,087.08	47,822,087.08	47,822,087.08		0.050	1	1	
TimeCD_Deposit Account												
SYS5317	5317	Alliance Credit Union			246,718.47	246,718.47	246,718.47	2.470	2.470	1	1	
SYS5311	5311	Bank of San Francisco			246,933.76	246,933.76	246,933.76	2.250	2.250	1	1	
SYS5309	5309	Community Bank of the Bay			248,251.67	248,251.67	248,251.67	2.704	2.704	1	1	
SYS5371	5371	Community Bank of the Bay			5,090,945.12	5,090,945.12	5,090,945.12	2.440	2.440	1	1	
SYS4912	4912	Deposit Account		07/01/2019	0.00	0.00	0.00	0.005	0.005	1	1	
SYS5395	5395	Meriwest Credit Union		07/11/2019	243,829.01	243,829.01	243,829.01	2.500	2.500	1	1	
SYS5398	5398	Meriwest Credit Union		08/16/2019	5,067,415.61	5,067,415.61	5,067,415.61	2.500	2.500	1	1	
SYS5397	5397	Provident Credit Union		07/26/2019	243,721.46	243,721.46	243,721.46	2.610	2.610	1	1	
SYS5310	5310	Technology Credit Union			248,120.70	248,120.70	248,120.70	2.776	2.776	1	1	
SYS5369	5369	Technology Credit Union			15,215,207.90	15,215,207.90	15,215,207.90	2.020	2.020	1	1	
Subtotal and Average			26,810,831.28		26,851,143.70	26,851,143.70	26,851,143.70		2.219	1	1	
Supranational												
4581X0DB1	5208	Inter-American Dev't Bank		05/15/2018	2,000,000.00	2,035,280.00	1,996,531.61	2.625	2.785	1,070	414	04/19/2021
4581X0CD8	5187	INTERAMERI DEV		01/30/2018	3,000,000.00	3,020,411.19	2,995,903.90	2.125	2.330	1,014	253	11/09/2020
459058FH1	5209	INTL BK RECON & DEVELOP		05/15/2018	2,000,000.00	2,007,708.32	1,966,504.48	1.376	2.805	1,105	449	05/24/2021
459058GL1	5290	INTL BK RECON & DEVELOP		12/03/2018	3,000,000.00	3,212,640.63	3,004,405.33	3.000	2.955	1,759	1,305	09/27/2023
45950KCL2	5111	INTL FINANCE CORP		05/26/2017	3,000,000.00	3,000,300.00	3,000,527.61	1.750	1.526	1,039	29	03/30/2020
45950VLP9	5193	INTL FINANCE CORP		03/15/2018	2,000,000.00	2,000,872.28	2,000,000.00	2.500	2.500	1,826	1,109	03/15/2023
Subtotal and Average			14,962,690.52		15,000,000.00	15,277,212.42	14,963,872.93		2.440	1,297	581	
Municipal Bonds												
010878AN6	5198	County of Alameda		03/29/2018	2,305,000.00	2,467,110.65	2,365,879.45	4.000	2.832	1,586	883	08/01/2022
127109QA7	5402	Cabrillo Comnt		10/08/2019	1,230,000.00	1,266,063.60	1,230,000.00	2.034	2.034	1,759	1,614	08/01/2024
13086YTY5	5054	CA Department Water Resources		09/28/2016	2,834,051.43	2,848,788.50	2,834,051.43	1.713	1.713	1,676	426	05/01/2021
13086YTZ2	5263	CA Department Water Resources		08/13/2018	2,000,000.00	2,035,000.00	1,963,495.07	2.000	2.894	1,357	791	05/01/2022
544351MN6	5246	City of Los Angeles CA		07/12/2018	2,500,000.00	2,600,025.00	2,500,000.00	2.900	2.899	1,512	914	09/01/2022
544351MN6	5247	City of Los Angeles CA		07/12/2018	2,500,000.00	2,600,025.00	2,500,000.00	2.900	2.899	1,512	914	09/01/2022
702274CN9	5285	City of Pasadena		12/06/2018	1,055,000.00	1,113,689.65	1,055,000.00	3.338	3.338	1,456	1,005	12/01/2022
702274CM1	5286	City of Pasadena		12/06/2018	500,000.00	517,215.00	500,000.00	3.235	3.235	1,091	640	12/01/2021
368079HR3	5362	Gavilan Joint Community CLG-A1		04/18/2019	2,000,000.00	2,038,560.00	2,000,000.00	2.450	2.449	836	518	08/01/2021
368079HS1	5363	Gavilan Joint Community CLG-A1		04/18/2019	500,000.00	516,625.00	500,000.00	2.520	2.519	1,201	883	08/01/2022

**Santa Clara Valley Water Dist.
Portfolio Management
Portfolio Details - Investments
February 29, 2020**

CUSIP	Investment #	Issuer	Average Balance	Purchase Date	Par Value	Market Value	Book Value	Stated Rate	YTM 365	Term	Days to Maturity	Maturity Date
Municipal Bonds												
368079HT9	5364	Gavilan Joint Community CLG-A1		04/18/2019	400,000.00	419,164.00	400,000.00	2.620	2.619	1,566	1,248	08/01/2023
376087FY3	5414	Gilroy USD		10/31/2019	600,000.00	610,392.00	600,000.00	1.793	1.793	1,370	1,248	08/01/2023
376087FZ0	5415	Gilroy USD		10/31/2019	550,000.00	561,170.50	550,000.00	1.833	1.833	1,736	1,614	08/01/2024
54465AGP1	5368	LA County Redev Agency		04/22/2019	1,750,000.00	1,792,735.00	1,722,272.37	2.000	2.480	1,593	1,279	09/01/2023
544290JB6	5407	Los Altos School District		10/17/2019	1,750,000.00	1,777,667.50	1,750,000.00	1.896	1.896	1,019	883	08/01/2022
544290JC4	5408	Los Altos School District		10/17/2019	1,500,000.00	1,504,035.00	1,500,000.00	2.143	2.143	1,384	1,248	08/01/2023
542411NJ8	5413	Long Beach Community College		10/23/2019	2,500,000.00	2,545,425.00	2,500,000.00	1.803	1.803	1,744	1,614	08/01/2024
56781RJG3	5329	Marin CCD GO-B1		02/07/2019	600,000.00	635,280.00	600,000.00	2.895	2.895	1,636	1,248	08/01/2023
56781RJF5	5330	Marin CCD GO-B1		02/07/2019	500,000.00	520,465.00	500,000.00	2.813	2.813	1,271	883	08/01/2022
56781RGP6	5349	Marin CCD GO-B1		03/04/2019	2,080,000.00	2,152,945.60	2,078,348.21	2.566	2.600	1,246	883	08/01/2022
677765GV5	5401	Ohlone Community College		09/26/2019	2,000,000.00	2,060,700.00	2,000,000.00	1.814	1.814	1,771	1,614	08/01/2024
799306QJ7	5417	San Rafael CA Elem Sch Dist		11/13/2019	1,000,000.00	1,022,070.00	1,000,000.00	1.865	1.865	1,357	1,248	08/01/2023
796815ZG6	5393	San Bernardino County		07/02/2019	5,000,000.00	5,103,300.00	5,000,000.00	2.050	2.050	1,187	944	10/01/2022
801546PE6	5156	Cnty Santa Clara		11/09/2017	3,000,000.00	3,009,990.00	3,002,841.14	2.125	1.890	996	153	08/01/2020
801577NR4	5388	SC County Financing Auth		06/27/2019	2,000,000.00	2,017,480.00	2,002,403.61	2.050	1.944	674	426	05/01/2021
7976465A0	5343	San Francisco City & County CA		02/26/2019	455,000.00	470,761.20	455,000.00	2.623	2.622	1,205	836	06/15/2022
797669XU7	5294	SF Bay Area Rapid Transit Dist		12/10/2018	1,385,000.00	1,408,697.35	1,375,645.16	2.387	2.916	934	487	07/01/2021
79765R3U1	5164	San Fran CY&Cnty CA PUC WTR		12/28/2017	1,000,000.00	1,040,240.00	1,000,000.00	2.619	2.619	1,769	975	11/01/2022
79765R3S6	5167	San Fran CY&Cnty CA PUC WTR		12/28/2017	100,000.00	100,767.00	100,000.00	2.298	2.292	1,039	245	11/01/2020
79765R3U1	5331	San Fran CY&Cnty CA PUC WTR		01/29/2019	875,000.00	910,210.00	869,097.63	2.619	2.887	1,372	975	11/01/2022
798170AE6	5189	San Jose Redevelopment Ag		02/26/2018	3,000,000.00	3,111,930.00	2,986,434.55	2.630	2.830	1,617	883	08/01/2022
798170AE6	5190	San Jose Redevelopment Ag		02/28/2018	2,000,000.00	2,074,620.00	1,993,206.03	2.630	2.780	1,615	883	08/01/2022
798189PC4	5219	San Jose Evergreen		06/05/2018	285,000.00	287,379.75	285,000.00	2.827	2.828	819	184	09/01/2020
798189PD2	5220	San Jose Evergreen		06/05/2018	230,000.00	243,349.20	236,361.26	5.000	3.051	1,184	549	09/01/2021
798189PE0	5221	San Jose Evergreen		06/05/2018	130,000.00	142,524.20	135,363.14	5.000	3.223	1,549	914	09/01/2022
802498UG8	5411	Santa Monica-Malibu USD		11/06/2019	650,000.00	660,101.00	650,000.00	1.669	1.669	1,364	1,248	08/01/2023
802498UH6	5412	Santa Monica-Malibu USD		11/06/2019	500,000.00	509,230.00	500,000.00	1.719	1.719	1,730	1,614	08/01/2024
835569GR9	5416	Sonoma County CA Jnr Clg Dist		11/12/2019	1,000,000.00	1,037,880.00	1,000,000.00	2.061	2.061	1,724	1,614	08/01/2024
91412HEW9	5352	University of California		03/19/2019	250,000.00	258,137.50	250,000.00	2.608	2.607	1,153	805	05/15/2022
91412HEX7	5353	University of California		03/19/2019	600,000.00	628,662.00	600,000.00	2.657	2.657	1,518	1,170	05/15/2023
91412GQF5	5365	University of California		05/15/2019	500,000.00	534,515.00	505,980.30	2.900	2.595	1,827	1,536	05/15/2024
91412GWX9	5366	University of California		04/09/2019	1,000,000.00	1,016,160.00	1,002,049.44	2.526	2.350	767	440	05/15/2021
91412GQE8	5370	University of California		05/01/2019	1,565,000.00	1,644,329.85	1,576,365.19	2.750	2.510	1,475	1,170	05/15/2023
91412GQD0	5399	University of California		08/21/2019	500,000.00	515,865.00	509,545.75	2.570	1.680	998	805	05/15/2022
91412GUZ6	5400	University of California		09/04/2019	265,000.00	277,462.95	274,313.51	3.338	1.700	984	805	05/15/2022
923040GU7	5409	Ventura Cnty Comm College Dist		10/31/2019	1,000,000.00	1,021,920.00	1,000,000.00	1.800	1.800	1,736	1,614	08/01/2024

Santa Clara Valley Water Dist.
Portfolio Management
Portfolio Details - Investments
February 29, 2020

CUSIP	Investment #	Issuer	Average Balance	Purchase Date	Par Value	Market Value	Book Value	Stated Rate	YTM 365	Term	Days to Maturity	Maturity Date
Federal Agency Issues - Coupon												
3136G02F7	5326	Fed Natl Mortgage Assoc		01/25/2019	2,173,000.00	2,186,774.04	2,148,100.75	1.600	2.603	833	432	05/07/2021
3135G0T45	5391	Fed Natl Mortgage Assoc		06/24/2019	5,000,000.00	5,095,615.55	5,006,977.48	1.875	1.806	1,016	765	04/05/2022
3136G03S8	5420	Fed Natl Mortgage Assoc		11/21/2019	1,000,000.00	1,006,976.99	1,000,982.90	1.650	1.594	540	439	05/14/2021
3135G0V34	5429	Fed Natl Mortgage Assoc		12/11/2019	5,000,000.00	5,292,332.75	5,151,006.49	2.500	1.700	1,517	1,436	02/05/2024
3136G4UF8	5438	Fed Natl Mortgage Assoc		02/13/2020	5,000,000.00	5,010,277.05	5,000,000.00	1.830	1.830	1,735	1,718	11/13/2024
3135G0F73	4963	FNMA Discount Notes		11/30/2015	3,000,000.00	3,007,259.04	2,992,095.44	1.500	1.871	1,827	274	11/30/2020
3135G0P72	5174	FNMA Discount Notes		12/29/2017	1,100,000.00	1,100,255.48	1,099,422.97	1.375	2.044	822	29	03/30/2020
3136G3U94	5325	FNMA Discount Notes		01/25/2019	1,000,000.00	1,004,019.19	985,696.86	1.400	2.603	851	450	05/25/2021
3135G0U43	5341	FNMA Discount Notes		02/12/2019	3,000,000.00	3,201,002.97	3,032,630.04	2.875	2.546	1,673	1,290	09/12/2023
880591EN8	5344	Tennessee Valley Authority		02/28/2019	4,473,000.00	4,570,034.40	4,401,422.92	1.875	2.560	1,264	897	08/15/2022
Subtotal and Average			363,199,322.16		361,909,000.00	369,171,753.92	363,215,265.83	2.099	1.253	754		
Negotiable CD's - Interest Bearing												
33715LBT6	5260	First Tech Fed Credit Union		07/16/2018	240,000.00	249,929.52	240,000.00	3.250	3.253	1,463	869	07/18/2022
320337BV9	5233	First General Bank		06/06/2018	240,000.00	240,951.60	240,000.00	2.300	2.300	814	180	08/28/2020
33616CBL3	5272	First Republic Bank		08/31/2018	240,000.00	241,557.84	240,000.00	2.800	2.800	728	180	08/28/2020
624786CU1	5250	MUFG Union Bank NA		07/03/2018	240,000.00	240,980.16	240,000.00	2.650	2.650	734	127	07/06/2020
866264DD3	5338	Summit State Bank		02/15/2019	240,000.00	240,304.08	240,000.00	2.500	2.495	425	45	04/15/2020
Subtotal and Average			1,200,000.00		1,200,000.00	1,213,723.20	1,200,000.00	2.699	833	280		
LAIF												
SYS88-0237LAIF	88-0237LAIF	Local Agency Investment Fund			72,799,142.26	72,799,142.26	72,799,142.26	2.290	2.290	1	1	
Subtotal and Average			72,799,142.26		72,799,142.26	72,799,142.26	72,799,142.26	2.290	1	1		
Medium Term Notes												
037833DE7	5202	Apple Inc		05/03/2018	3,000,000.00	3,094,810.89	2,937,273.94	2.400	2.819	1,716	1,048	01/13/2023
037833BS8	5213	Apple Inc		05/18/2018	2,000,000.00	2,013,895.64	1,988,311.48	2.250	2.875	1,012	359	02/23/2021
478160CD4	5265	Johnson & Johnson		08/30/2018	3,000,000.00	3,054,627.45	2,963,677.05	2.250	2.889	1,281	732	03/03/2022
478160BT0	5350	Johnson & Johnson		03/05/2019	2,000,000.00	2,047,650.16	1,963,418.38	2.050	2.697	1,457	1,095	03/01/2023
594918AH7	5075	Microsoft Corp		01/09/2017	3,000,000.00	3,021,389.79	3,017,839.05	3.000	1.938	1,361	214	10/01/2020
594918BH6	5203	Microsoft Corp		05/03/2018	2,000,000.00	2,071,241.86	1,980,605.60	2.650	3.041	1,645	977	11/03/2022
742651DR0	5367	Private Export Funding Corp		04/08/2019	3,003,000.00	3,077,836.50	2,974,968.56	2.050	2.412	1,317	989	11/15/2022
Subtotal and Average			17,823,966.57		18,003,000.00	18,381,452.29	17,826,094.06	2.631	1,402	765		

Santa Clara Valley Water Dist.
Portfolio Management
Portfolio Details - Investments
February 29, 2020

CUSIP	Investment #	Issuer	Average Balance	Purchase Date	Par Value	Market Value	Book Value	Stated Rate	YTM 365	Term	Days to Maturity	Maturity Date
Federal Agency Issues - Coupon												
313378JP7	5421	Federal Home Loan Bank		11/21/2019	3,000,000.00	3,063,100.65	3,049,504.45	2.375	1.585	659	558	09/10/2021
3133834G3	5423	Federal Home Loan Bank		11/22/2019	3,000,000.00	3,115,528.74	3,049,260.14	2.125	1.607	1,295	1,195	06/09/2023
3133834G3	5424	Federal Home Loan Bank		11/22/2019	3,240,000.00	3,364,771.04	3,292,746.65	2.125	1.611	1,295	1,195	06/09/2023
3133834G3	5427	Federal Home Loan Bank		12/11/2019	1,000,000.00	1,038,509.58	1,014,295.26	2.125	1.677	1,276	1,195	06/09/2023
3130A8H48	5024	Federal Home Loan Bank-CN		07/01/2016	5,000,000.00	4,997,565.90	5,000,000.00	1.150	1.150	1,461	122	07/01/2020
3130A9V32	5062	Federal Home Loan Bank-CN		11/15/2016	5,000,000.00	5,086,760.80	5,000,000.00	2.000	1.715	1,826	624	11/15/2021
3130ABEC6	5102	Federal Home Loan Bank-CN		05/26/2017	2,000,000.00	2,001,335.84	2,000,000.00	1.600	1.600	1,096	86	05/26/2020
3130ABEC6	5103	Federal Home Loan Bank-CN		05/26/2017	3,000,000.00	3,002,003.76	3,000,000.00	1.600	1.600	1,096	86	05/26/2020
3130ABPV2	5122	Federal Home Loan Bank-CN		07/14/2017	2,000,000.00	2,001,174.28	1,999,612.21	1.690	1.751	1,081	120	06/29/2020
313378J77	5123	Federal Home Loan Bank-CN		07/14/2017	3,000,000.00	3,000,383.07	3,000,365.63	1.875	1.500	973	12	03/13/2020
313378J77	5144	Federal Home Loan Bank-CN		09/13/2017	3,000,000.00	3,000,383.07	3,000,429.70	1.875	1.436	912	12	03/13/2020
313378J77	5147	Federal Home Loan Bank-CN		10/03/2017	3,000,000.00	3,000,383.07	3,000,270.41	1.875	1.598	892	12	03/13/2020
3130A5P86	5169	Federal Home Loan Bank-CN		12/26/2017	2,500,000.00	2,500,954.40	2,499,644.26	1.800	1.981	825	29	03/30/2020
3133714H6	5171	Federal Home Loan Bank-CN		12/26/2017	1,000,000.00	1,000,687.78	1,000,468.08	3.000	1.981	813	17	03/18/2020
3130ACN83	5179	Federal Home Loan Bank-CN		12/29/2017	5,000,000.00	5,003,854.25	4,996,973.87	1.700	2.002	868	75	05/15/2020
3130AD4X7	5183	Federal Home Loan Bank-CN		01/19/2018	5,000,000.00	5,030,214.15	4,993,241.84	2.000	2.180	1,057	285	12/11/2020
3130ADUJ9	5214	Federal Home Loan Bank-CN		05/24/2018	5,000,000.00	5,003,521.15	4,999,427.71	2.375	2.520	676	29	03/30/2020
3130A7PH2	5444	Federal Home Loan Bank-CN		02/28/2020	3,000,000.00	3,106,589.82	3,108,143.36	1.875	1.180	1,470	1,468	03/08/2024
3134GSMU6	5217	Federal Home Loan Mortgage Cor		06/15/2018	5,000,000.00	5,023,636.30	5,000,000.00	3.000	3.000	1,461	836	06/15/2022
3134GS6X8	5351	Federal Home Loan Mortgage Cor		03/27/2019	5,000,000.00	5,005,708.20	5,000,000.00	2.800	2.800	1,827	1,487	03/27/2024
3134GTPH0	5373	Federal Home Loan Mortgage Cor		05/28/2019	5,000,000.00	5,013,368.50	5,000,000.00	2.400	2.400	1,280	1,002	11/28/2022
3134GTYL1	5394	Federal Home Loan Mortgage Cor		06/28/2019	5,000,000.00	5,016,523.30	5,000,000.00	2.250	2.250	1,825	1,578	06/26/2024
3134GUPU8	5419	Federal Home Loan Mortgage Cor		11/12/2019	3,000,000.00	3,023,777.46	2,994,276.19	1.750	1.800	1,641	1,531	05/10/2024
3134GBHM7	5422	Federal Home Loan Mortgage Cor		11/22/2019	2,000,000.00	2,070,256.18	2,046,250.45	2.625	1.613	887	787	04/27/2022
3134GUVF2	5428	Federal Home Loan Mortgage Cor		12/11/2019	3,000,000.00	3,004,730.28	3,002,018.33	1.730	1.729	898	817	05/27/2022
3134GUC32	5431	Federal Home Loan Mortgage Cor		12/19/2019	3,000,000.00	3,005,868.18	3,000,000.00	2.000	2.000	1,644	1,571	06/19/2024
3134GU6D7	5436	Federal Home Loan Mortgage Cor		01/28/2020	2,500,000.00	2,511,246.38	2,500,000.00	1.650	1.650	1,277	1,244	07/28/2023
3134GU6E5	5437	Federal Home Loan Mortgage Cor		01/30/2020	3,500,000.00	3,507,464.66	3,500,000.00	1.680	1.680	1,096	1,065	01/30/2023
3134GVAT5	5439	Federal Home Loan Mortgage Cor		02/12/2020	4,710,000.00	4,730,967.41	4,710,000.00	1.800	1.800	1,827	1,809	02/12/2025
3134GVEN4	5441	Federal Home Loan Mortgage Cor		02/28/2020	5,000,000.00	5,003,908.80	5,000,000.00	1.700	1.700	1,827	1,825	02/28/2025
3137EAEF2	5119	Fed Home Loan Mort Corp-CN		06/30/2017	5,000,000.00	4,999,063.65	4,998,883.67	1.375	1.543	1,025	50	04/20/2020
3137EAEF2	5120	Fed Home Loan Mort Corp-CN		06/30/2017	3,000,000.00	2,999,438.19	2,999,409.09	1.375	1.523	1,025	50	04/20/2020
3137EADR7	5145	Fed Home Loan Mort Corp-CN		09/13/2017	3,000,000.00	2,999,642.31	2,999,730.38	1.375	1.430	961	61	05/01/2020
3135G0U27	5276	Fed Natl Mortgage Assoc		09/21/2018	5,000,000.00	5,079,506.75	4,978,602.87	2.500	2.900	935	408	04/13/2021
3135G0T45	5299	Fed Natl Mortgage Assoc		12/18/2018	3,000,000.00	3,057,369.33	2,948,738.16	1.875	2.733	1,204	765	04/05/2022
3135G0U35	5312	Fed Natl Mortgage Assoc		12/24/2018	3,000,000.00	3,067,989.81	3,003,540.37	2.750	2.656	911	478	06/22/2021

**Santa Clara Valley Water Dist.
Portfolio Management
Portfolio Details - Investments
February 29, 2020**

CUSIP	Investment #	Issuer	Average Balance	Purchase Date	Par Value	Market Value	Book Value	Stated Rate	YTM 365	Term	Days to Maturity	Maturity Date
Municipal Bonds												
923040GT0	5410	Ventura Cnty Comm College Dist		10/31/2019	1,250,000.00	1,272,375.00	1,250,000.00	1.750	1.750	1,370	1,248	08/01/2023
93974D5Q7	5279	Washington State GO Bond		10/01/2018	2,000,000.00	2,132,160.00	1,993,341.03	3.030	3.136	1,765	1,248	08/01/2023
Subtotal and Average			63,202,435.66		63,194,051.43	65,035,199.00	63,201,994.27		2.370	1,394	960	
Total and Average			636,350,456.56		629,778,424.47	639,940,423.87	630,892,575.72		2.020	971	589	

**Santa Clara Valley Water Dist.
Portfolio Management
Portfolio Details - Cash
February 29, 2020**

CUSIP	Investment #	Issuer	Average Balance	Purchase Date	Par Value	Market Value	Book Value	Stated Rate	YTM 365	Term	Days to Maturity
		Average Balance	0.00							0	0
		Total Cash and Investments	636,350,456.56		629,778,424.47	639,940,423.87	630,892,575.72		2.020	971	589



Santa Clara Valley Water Dist.
Transaction Activity Report
February 1, 2020 - February 29, 2020
Sorted by Security Type - Transaction Date
All Funds

SANTA CLARA VALLEY WATER
 5750 Almaden Expressway
 San Jose, San Jose, Ca 951
 (408)265-2607

Investment #	Fund	CUSIP	Inv Descrip	TransactionType	TransactionDate	MaturityDate	RedemptionType	New Principal	Principal Paydowns	Interest	Total Cash	
5435	82	912796WU9	UNITED STATES	Redemption	02/25/2020	02/25/2020	Maturity		10,000,000.00		10,000,000.00	
Totals for Treasury Discounts -Amortizing									10,000,000.00		10,000,000.00	
5403	82	3133EJWA3	FEDERAL FARM CR	Interest	02/03/2020	02/03/2023				14,500.00	14,500.00	
5403	82	3133EJWA3	FEDERAL FARM CR	Accr Int	02/03/2020	02/03/2023			4,350.00	-4,350.00	0.00	
5429	82	3135G0V34	FEDERAL NATL	Interest	02/05/2020	02/05/2024				62,500.00	62,500.00	
5429	82	3135G0V34	FEDERAL NATL	Accr Int	02/05/2020	02/05/2024			43,750.00	-43,750.00	0.00	
5335	82	3130AFTK3	FEDERAL HOME	Interest	02/06/2020	02/06/2023				44,400.00	44,400.00	
5118	82	3133EHPD9	FFCB 1.67% MAT	Redemption	02/11/2020	06/22/2020	Call	3,000,000.00			3,000,000.00	
5335	82	3130AFTK3	FEDERAL HOME	Redemption	02/11/2020	02/06/2023	Call	3,004,050.00			3,004,050.00	
5335	82	3130AFTK3	FEDERAL HOME	Cap G/L	02/11/2020	02/06/2023			-4,050.00		-4,050.00	
5118	82	3133EHPD9	FFCB 1.67% MAT	Interest	02/11/2020	06/22/2020				6,819.17	6,819.17	
5335	82	3130AFTK3	FEDERAL HOME	Interest	02/11/2020	02/06/2023				1,233.33	1,233.33	
5439	82	3134GVAT5	FEDERAL HOME	Purchase	02/12/2020	02/12/2025		4,710,000.00			-4,710,000.00	
5438	82	3136G4UF8	FEDERAL NATL	Purchase	02/13/2020	11/13/2024		5,000,000.00			-5,000,000.00	
5339	82	3133EKAK2	FFCB 2.53% MAT	Interest	02/14/2020	02/14/2022				37,950.00	37,950.00	
5344	82	880591EN8	TENNESSEE	Interest	02/18/2020	08/15/2022				41,934.38	41,934.38	
5325	82	3136G3U94	FEDERAL NATL	Interest	02/25/2020	05/25/2021				7,000.00	7,000.00	
5342	82	3130AFW52	FEDERAL HOME	Redemption	02/26/2020	05/26/2023	Call		2,000,000.00		2,000,000.00	
5342	82	3130AFW52	FEDERAL HOME	Interest	02/26/2020	05/26/2023				27,000.00	27,000.00	
5440	82	3133ELNE0	FEDERAL FARM CR	Purchase	02/27/2020	02/14/2024		5,044,231.94			-5,044,231.94	
5444	82	3130A7PH2	FEDERAL HOME	Purchase	02/28/2020	03/08/2024		3,108,312.50			-3,108,312.50	
5441	82	3134GVEN4	FEDERAL HOME	Purchase	02/28/2020	02/28/2025		5,000,000.00			-5,000,000.00	
5138	82	3135G0T29	FNMA 1.5% MAT	Redemption	02/28/2020	02/28/2020	Maturity		3,000,000.00		3,000,000.00	
5181	82	3135G0T29	FNMA 1.5% MAT	Redemption	02/28/2020	02/28/2020	Maturity		5,000,000.00		5,000,000.00	
5182	82	3135G0T29	FNMA 1.5% MAT	Redemption	02/28/2020	02/28/2020	Maturity		5,000,000.00		5,000,000.00	
5138	82	3135G0T29	FNMA 1.5% MAT	Interest	02/28/2020	02/28/2020				22,500.00	22,500.00	
5181	82	3135G0T29	FNMA 1.5% MAT	Interest	02/28/2020	02/28/2020				37,500.00	37,500.00	
5182	82	3135G0T29	FNMA 1.5% MAT	Interest	02/28/2020	02/28/2020				37,500.00	37,500.00	
Totals for Federal Agency Issues - Coupon									22,862,544.44	21,048,100.00	292,736.88	-1,521,707.56
5260	82	33715LBT6	1STTCH 3.25% MAT	Interest	02/18/2020	07/18/2022				662.47	662.47	
5338	82	866264DD3	SUMMIT 2.5% MAT	Interest	02/18/2020	04/15/2020				509.59	509.59	
5233	82	320337BV9	FIGBCA 2.3% MAT	Interest	03/03/2020	08/28/2020				468.82	468.82	
Totals for Negotiable CD's - Interest Bearing											1,640.88	1,640.88

Santa Clara Valley Water Dist.
Transaction Activity Report
Sorted by Security Type - Transaction Date

Investment #	Fund	CUSIP	Inv Descrip	TransactionType	TransactionDate	MaturityDate	RedemptionType	New Principal	Principal Paydowns	Interest	Total Cash
5213	82	037833BS8	APPLE INC, SR	Interest	02/24/2020	02/23/2021				22,500.00	22,500.00
Totals for Medium Term Notes										22,500.00	22,500.00
4102	82	23380W523	Money Market Fund	Purchase	02/03/2020			36,291.40			-36,291.40
4102	82	23380W523	Money Market Fund	Purchase	02/03/2020			14,500.00			-14,500.00
4102	82	23380W523	Money Market Fund	Purchase	02/03/2020			46,100.00			-46,100.00
4102	82	23380W523	Money Market Fund	Purchase	02/03/2020			7,852.94			-7,852.94
4102	82	23380W523	Money Market Fund	Purchase	02/03/2020			24,500.00			-24,500.00
4102	82	23380W523	Money Market Fund	Purchase	02/03/2020			6,300.00			-6,300.00
4102	82	23380W523	Money Market Fund	Purchase	02/03/2020			5,240.00			-5,240.00
4102	82	23380W523	Money Market Fund	Purchase	02/03/2020			2,719.38			-2,719.38
4102	82	23380W523	Money Market Fund	Purchase	02/03/2020			2,548.38			-2,548.38
4102	82	23380W523	Money Market Fund	Purchase	02/03/2020			12,270.42			-12,270.42
4102	82	23380W523	Money Market Fund	Purchase	02/03/2020			9,585.33			-9,585.33
4102	82	23380W523	Money Market Fund	Purchase	02/03/2020			9,286.33			-9,286.33
4102	82	23380W523	Money Market Fund	Purchase	02/03/2020			26,686.40			-26,686.40
4102	82	23380W523	Money Market Fund	Purchase	02/03/2020			7,032.50			-7,032.50
4102	82	23380W523	Money Market Fund	Purchase	02/03/2020			8,685.00			-8,685.00
4102	82	23380W523	Money Market Fund	Purchase	02/03/2020			12,597.22			-12,597.22
4102	82	23380W523	Money Market Fund	Purchase	02/03/2020			65,750.00			-65,750.00
4102	82	23380W523	Money Market Fund	Purchase	02/03/2020			4,040.83			-4,040.83
4102	82	23380W523	Money Market Fund	Purchase	02/03/2020			31,875.00			-31,875.00
4102	82	23380W523	Money Market Fund	Purchase	02/03/2020			2,561.45			-2,561.45
4102	82	23380W523	Money Market Fund	Purchase	02/03/2020			2,029.38			-2,029.38
4102	82	23380W523	Money Market Fund	Purchase	02/03/2020			45,227.50			-45,227.50
4102	82	23380W523	Money Market Fund	Purchase	02/03/2020			5,529.51			-5,529.51
4102	82	23380W523	Money Market Fund	Purchase	02/03/2020			4,550.00			-4,550.00
4102	82	23380W523	Money Market Fund	Purchase	02/03/2020			30,300.00			-30,300.00
4102	82	23380W523	Money Market Fund	Interest	02/03/2020					36,291.40	36,291.40
4102	82	23380W523	Money Market Fund	Purchase	02/04/2020			4,522.75			-4,522.75
4102	82	23380W523	Money Market Fund	Redemption	02/04/2020				45,227.50		45,227.50
4102	82	23380W523	Money Market Fund	Purchase	02/05/2020			62,500.00			-62,500.00
4102	82	23380W523	Money Market Fund	Purchase	02/06/2020			44,400.00			-44,400.00
4102	82	23380W523	Money Market Fund	Purchase	02/11/2020			3,000,000.00			-3,000,000.00
4102	82	23380W523	Money Market Fund	Purchase	02/11/2020			3,000,000.00			-3,000,000.00
4102	82	23380W523	Money Market Fund	Purchase	02/11/2020			6,819.17			-6,819.17
4102	82	23380W523	Money Market Fund	Purchase	02/11/2020			1,233.33			-1,233.33
4102	82	23380W523	Money Market Fund	Redemption	02/11/2020				6,000,000.00		6,000,000.00
4102	82	23380W523	Money Market Fund	Redemption	02/12/2020				4,710,000.00		4,710,000.00
4102	82	23380W523	Money Market Fund	Purchase	02/13/2020			3,950,000.00			-3,950,000.00
4102	82	23380W523	Money Market Fund	Redemption	02/13/2020				5,000,000.00		5,000,000.00

Santa Clara Valley Water Dist.
Transaction Activity Report
Sorted by Security Type - Transaction Date

Investment #	Fund	CUSIP	Inv Descrip	TransactionType	TransactionDate	MaturityDate	RedemptionType	New Principal	Principal Paydowns	Interest	Total Cash
4102	82	23380W523	Money Market Fund	Purchase	02/14/2020			37,950.00			-37,950.00
4102	82	23380W523	Money Market Fund	Redemption	02/14/2020				1,300,000.00		1,300,000.00
4102	82	23380W523	Money Market Fund	Purchase	02/18/2020			509.59			-509.59
4102	82	23380W523	Money Market Fund	Purchase	02/18/2020			662.47			-662.47
4102	82	23380W523	Money Market Fund	Purchase	02/18/2020			41,934.38			-41,934.38
4102	82	23380W523	Money Market Fund	Purchase	02/18/2020			6,300,000.00			-6,300,000.00
4102	82	23380W523	Money Market Fund	Redemption	02/19/2020				1,050,000.00		1,050,000.00
4102	82	23380W523	Money Market Fund	Redemption	02/20/2020				450,000.00		450,000.00
4102	82	23380W523	Money Market Fund	Purchase	02/24/2020			22,500.00			-22,500.00
4102	82	23380W523	Money Market Fund	Purchase	02/25/2020			11,881.94			-11,881.94
4102	82	23380W523	Money Market Fund	Purchase	02/25/2020			7,000.00			-7,000.00
4102	82	23380W523	Money Market Fund	Purchase	02/25/2020			9,988,118.06			-9,988,118.06
4102	82	23380W523	Money Market Fund	Redemption	02/25/2020				9,000,000.00		9,000,000.00
4102	82	23380W523	Money Market Fund	Purchase	02/26/2020			2,000,000.00			-2,000,000.00
4102	82	23380W523	Money Market Fund	Purchase	02/26/2020			27,000.00			-27,000.00
4102	82	23380W523	Money Market Fund	Redemption	02/27/2020				2,581.94		2,581.94
4102	82	23380W523	Money Market Fund	Redemption	02/27/2020				5,041,650.00		5,041,650.00
4102	82	23380W523	Money Market Fund	Purchase	02/28/2020			3,387.62			-3,387.62
4102	82	23380W523	Money Market Fund	Purchase	02/28/2020			97,500.00			-97,500.00
4102	82	23380W523	Money Market Fund	Purchase	02/28/2020			13,000,000.00			-13,000,000.00
4102	82	23380W523	Money Market Fund	Purchase	02/28/2020			3,350.79			-3,350.79
4102	82	23380W523	Money Market Fund	Redemption	02/28/2020				5,000,000.00		5,000,000.00
4102	82	23380W523	Money Market Fund	Redemption	02/28/2020				3,387.62		3,387.62
4102	82	23380W523	Money Market Fund	Redemption	02/28/2020				26,562.50		26,562.50
4102	82	23380W523	Money Market Fund	Redemption	02/28/2020				3,081,750.00		3,081,750.00
Totals for Money Market Account								42,035,329.07	40,711,159.56	36,291.40	-1,287,878.11
5156	82	801546PE6	SCC 2.125% MAT	Interest	02/03/2020	08/01/2020				31,875.00	31,875.00
5189	82	798170AE6	SJSDEV 2.63% MAT	Interest	02/03/2020	08/01/2022				39,450.00	39,450.00
5190	82	798170AE6	SJSDEV 2.63% MAT	Interest	02/03/2020	08/01/2022				26,300.00	26,300.00
5198	82	010878AN6	ACNTY 4.4% MAT	Interest	02/03/2020	08/01/2022				46,100.00	46,100.00
5279	82	93974D5Q7	WA GO 3.03% MAT	Interest	02/03/2020	08/01/2023				30,300.00	30,300.00
5329	82	56781RJG3	MARIN 2.895% MAT	Interest	02/03/2020	08/01/2023				8,685.00	8,685.00
5330	82	56781RJF5	MARIN CALIF	Interest	02/03/2020	08/01/2022				7,032.50	7,032.50
5349	82	56781RGP6	MARIN CALIF	Interest	02/03/2020	08/01/2022				26,686.40	26,686.40
5362	82	368079HR3	GAVILA 2.45% MAT	Interest	02/03/2020	08/01/2021				24,500.00	24,500.00
5363	82	368079HS1	GAVILA 2.52% MAT	Interest	02/03/2020	08/01/2022				6,300.00	6,300.00
5364	82	368079HT9	GAVILAN CALIF JT	Interest	02/03/2020	08/01/2023				5,240.00	5,240.00
5401	82	677765GV5	OHLONE 1.814%	Interest	02/03/2020	08/01/2024				12,597.22	12,597.22
5402	82	127109QA7	CABRIL 100.% MAT	Interest	02/03/2020	08/01/2024				7,852.94	7,852.94
5407	82	544290JB6	LACD 1.896% MAT	Interest	02/03/2020	08/01/2022				9,585.33	9,585.33

**Santa Clara Valley Water Dist.
Transaction Activity Report
Sorted by Security Type - Transaction Date**

Investment #	Fund	CUSIP	Inv Descrip	TransactionType	TransactionDate	MaturityDate	RedemptionType	New Principal	Principal Paydowns	Interest	Total Cash
5408	82	544290JC4	LOS ALTOS CALIF	Interest	02/03/2020	08/01/2023				9,286.33	9,286.33
5409	82	923040GU7	VENTUR 100.%	Interest	02/03/2020	08/01/2024				4,550.00	4,550.00
5410	82	923040GT0	VENT C 1.75% MAT	Interest	02/03/2020	08/01/2023				5,529.51	5,529.51
5411	82	802498UG8	SMCSCD 1.669%	Interest	02/03/2020	08/01/2023				2,561.45	2,561.45
5412	82	802498UH6	SANTA MONICA-	Interest	02/03/2020	08/01/2024				2,029.38	2,029.38
5413	82	542411NJ8	LONHGR 1.803%	Interest	02/03/2020	08/01/2024				12,270.42	12,270.42
5414	82	376087FY3	GILSCD 1.793%	Interest	02/03/2020	08/01/2023				2,719.38	2,719.38
5415	82	376087FZ0	GILROY CALIF UNI	Interest	02/03/2020	08/01/2024				2,548.38	2,548.38
5417	82	799306QJ7	RAFAEL 1.865%	Interest	02/03/2020	08/01/2023				4,040.83	4,040.83
5416	82	835569GR9	SONOMA 2.061%	Interest	02/04/2020	08/01/2024				4,522.75	4,522.75
Totals for Municipal Bonds										332,562.82	332,562.82
Grand Total								64,897,873.51	71,759,259.56	685,731.98	7,547,118.03



**Santa Clara Valley Water Dist.
Purchases Report
Sorted by Fund - Fund
February 1, 2020 - February 29, 2020**

SANTA CLARA VALLEY WATER
5750 Almaden Expressway
San Jose, San Jose, Ca 951
(408)265-2607

CUSIP	Investment #	Fund	Sec. Type	Issuer	Original Par Value	Purchase Date	Payment	Principal Purchase	Accrued at Purchase	Rate at Purchas	Maturity Date	YTM	Ending Book Value
Treasury Management Fund													
3134GVAT5	5439	82	FAC	FHLMC	4,710,000.00	02/12/2020	08/12 - 02/12	4,710,000.00		1.800	02/12/2025	1.800	4,710,000.00
3136G4UF8	5438	82	FAC	FNMA	5,000,000.00	02/13/2020	05/13 - 11/13	5,000,000.00		1.830	11/13/2024	1.830	5,000,000.00
3133ELNE0	5440	82	FAC	FFCB	5,000,000.00	02/27/2020	08/14 - 02/14	5,041,650.00	2,581.94	1.430	02/14/2024	1.214	5,044,115.19
3130A7PH2	5444	82	FAC	FHLB-C	3,000,000.00	02/28/2020	03/08 - 09/08	3,081,750.00	26,562.50	1.875	03/08/2024	1.180	3,108,143.36
3134GVEN4	5441	82	FAC	FHLMC	5,000,000.00	02/28/2020	08/28 - 02/28	5,000,000.00		1.700	02/28/2025	1.700	5,000,000.00
				Subtotal	22,710,000.00			22,833,400.00		29,144.44			22,862,258.55
				Total Purchases	22,710,000.00			22,833,400.00		29,144.44			22,862,258.55

March 11, 2020

Andrew Gunther, Board Member
San Francisco Bay Regional Water Quality Control Board
1515 Clay Street, Suite 1400
Oakland, CA 94612

Dear Mr. Gunther:


On behalf of the Board of Directors of the Santa Clara Valley Water District (Valley Water), I would like to congratulate you on your recent appointment to the San Francisco Bay Regional Water Quality Control Board (Regional Board). We look forward to working with you on water supply, environmental stewardship, and flood protection projects.

As you may know, Valley Water is unique in our broad responsibilities of wholesale water supply, groundwater management, flood protection, and environmental stewardship. Our agency serves nearly 2 million residents in Santa Clara County and thousands of job creating Silicon Valley businesses, managing a 359 square-mile area that includes more than 275 miles of managed creeks and streams, 3 water treatment plants, the largest advanced purified water facility in Northern California, 400 acres of groundwater recharge ponds, 2 large groundwater basins, and 10 reservoirs and dams.

Valley Water has a primary interest in the issues impacting Santa Clara County and regional water supply. We interface with the Regional Board on a regular basis regarding the permitting of our projects and our substantial environmental work. Bay restoration, responding to the threats of climate change, trash removal from waterways, and our studies of local fish migration are just a few examples of our efforts that may be of interest to you and your Regional Board colleagues. We look forward to working with you on these and other important issues in your capacity with the Regional Board.

If you have any questions about Valley Water programs, projects, or current issues, please do not hesitate to contact Rachael Gibson, Deputy Administrative Officer, Office of Government Relations, at (408) 630-2884, or via e-mail at rgibson@valleywater.org. If I can be of assistance, please do not hesitate to contact me.

Sincerely,



Nai Hsueh
Chair, Board of Directors

cc: Board of Directors (7), N. Camacho, R. Callender, R. Gibson, B. Broome
hh:jh
0309a-l

March 11, 2020

Alexis S. Hacker, Board Member
San Francisco Bay Regional Water Quality Control Board
1515 Clay Street, Suite 1400
Oakland, CA 94612

Dear Ms. Hacker:


On behalf of the Board of Directors of the Santa Clara Valley Water District (Valley Water), I would like to congratulate you on your recent appointment to the San Francisco Bay Regional Water Quality Control Board (Regional Board). We look forward to working with you on water supply, environmental stewardship, and flood protection projects.

As you may know, Valley Water is unique in our broad responsibilities of wholesale water supply, groundwater management, flood protection, and environmental stewardship. Our agency serves nearly 2 million residents in Santa Clara County and thousands of job creating Silicon Valley businesses, managing a 359 square-mile area that includes more than 275 miles of managed creeks and streams, 3 water treatment plants, the largest advanced purified water facility in Northern California, 400 acres of groundwater recharge ponds, 2 large groundwater basins, and 10 reservoirs and dams.

Valley Water has a primary interest in the issues impacting Santa Clara County and regional water supply. We interface with the Regional Board on a regular basis regarding the permitting of our projects and our substantial environmental work. Bay restoration, responding to the threats of climate change, trash removal from waterways, and our studies of local fish migration are just a few examples of our efforts that may be of interest to you and your Regional Board colleagues. We look forward to working with you on these and other important issues in your capacity with the Regional Board.

If you have any questions about Valley Water programs, projects, or current issues, please do not hesitate to contact Rachael Gibson, Deputy Administrative Officer, Office of Government Relations, at (408) 630-2884, or via e-mail at rgibson@valleywater.org. If I can be of assistance, please do not hesitate to contact me.

Sincerely,



Nai Hsueh
Chair, Board of Directors

cc: Board of Directors (7), N. Camacho, R. Callender, R. Gibson, B. Broome
hh:jh
0309b-l

March 11, 2020

Michela Alioto-Pier, Commissioner
San Francisco Bay Conservation and Development Commission
375 Beale Street, Suite 510
San Francisco, CA 94105

Dear Commissioner Alioto-Pier:


On behalf of the Board of Directors of the Santa Clara Valley Water District (Valley Water), I would like to congratulate you on your recent appointment to the San Francisco Bay Conservation and Development Commission (BCDC). We look forward to working with you on environmental stewardship and flood protection projects within the Commission's jurisdiction.

As you may know, Valley Water is unique in our broad responsibilities of wholesale water supply, groundwater management, flood protection, and environmental stewardship. Our agency serves nearly 2 million residents in Santa Clara County and thousands of job creating Silicon Valley businesses, managing a 359 square-mile area that includes more than 275 miles of managed creeks and streams, 3 water treatment plants, the largest advanced purified water facility in Northern California, 400 acres of groundwater recharge ponds, 2 large groundwater basins, and 10 reservoirs and dams.

Valley Water has a primary interest in the Bay due to our responsibility to protect the environment and to protect Silicon Valley from coastal flooding and sea level rise. The South San Francisco Bay Shoreline Project (Shoreline Project) will restore more than 15,000 acres of former salt ponds to historical tidal marsh, and will help us adapt to climate change by building an innovative "horizontal" levee that adapts the South Bay shoreline to sea level rise over several decades. The first phase of the project will restore 2,900 acres, creating new habitat for numerous species of birds, mammals, and fish, some of which are listed under the Endangered Species Act. The levee portion of the project will protect homes, businesses, and public infrastructure in the communities of Alviso and San Jose from the risks of tidal flooding and rising seas. We look forward to working with you on the Shoreline Project and other important flood protection and environmental stewardship issues.

If you have any questions about Valley Water programs, projects, or current issues, please do not hesitate to contact Rachael Gibson, Deputy Administrative Officer, Office of Government Relations, at (408) 630-2884, or via e-mail at rgibson@valleywater.org. If I can be of assistance, please do not hesitate to contact me.

Sincerely,



Nai Hsueh
Chair, Board of Directors

cc: Board of Directors (7), N. Camacho, R. Callender, R. Gibson, B. Broome
hh:jh
0309c-l