



# Valley Water

Clean Water • Healthy Environment • Flood Protection



# Safe, Clean Water and Natural Flood Protection

Presented by: Jessica Collins, Unit Manager

# Today we will cover...

- Valley Water's core services & revenue sources
- Voter-approved measures
- Safe, Clean Water Program
  - Priorities and projects
  - Change control process
  - Independent Monitoring Committee (IMC)
  - Annual reporting cycle
  - Accessibility and transparency

# Providing Silicon Valley safe, clean water for a healthy life, environment and economy


4



Clean, reliable  
water



Flood protection

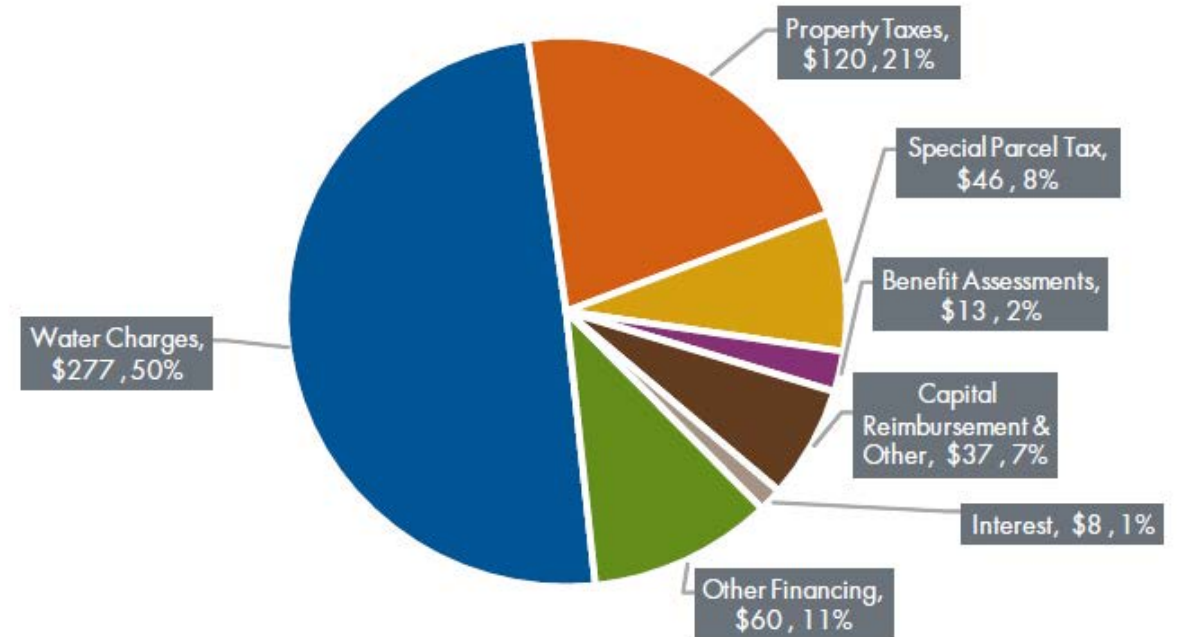


Healthy creeks  
& ecosystem

# Main revenue sources

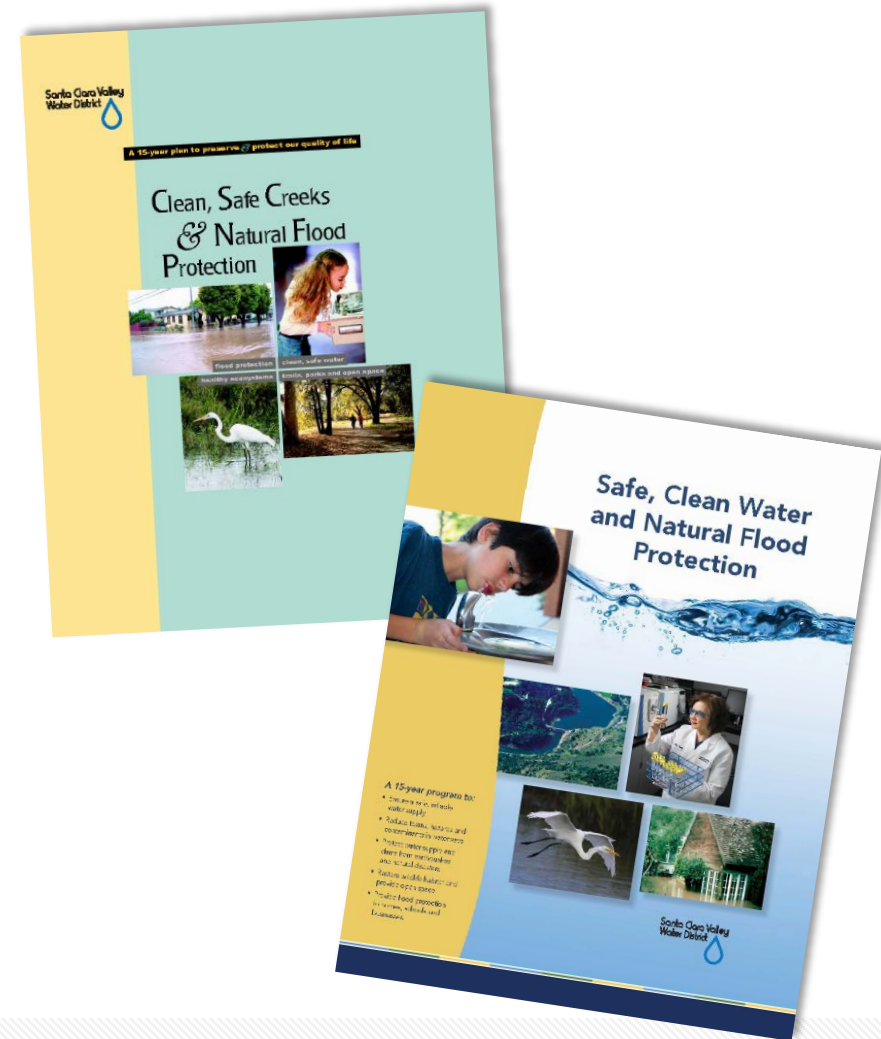
- Water Charges  
(Water Utility Fund - 61)
- 1% Ad-Valorem Property Tax  
(Watershed Stream Stewardship Fund - 12)
- Special Parcel Tax  
(Safe, Clean Water Fund - 26)

FY 2019-20 Adopted Revenue and Debt Financing,  
\$561 Million



# History of voter-approved measures

- 2000: Clean, Safe Creeks and Natural Flood Protection Plan
- 2012: Safe, Clean Water and Natural Flood Protection Program








**Priority A:**  
Ensure a safe, reliable  
water supply

**Safe, Clean Water**  
and Natural Flood Protection



**Priority B:**  
Reduce toxins, hazards and  
contaminants in our waterways

**Safe, Clean Water**  
and Natural Flood Protection



**Priority C:**  
Protect our water supply from  
earthquakes and natural disasters

**Safe, Clean Water**  
and Natural Flood Protection



**Priority D:**  
Restore wildlife habitat  
and provide open space

**Safe, Clean Water**  
and Natural Flood Protection



**Priority E:**  
Provide flood protection to homes,  
businesses, schools and highways

**Safe, Clean Water**  
and Natural Flood Protection

# Safe, Clean Water Program Priorities

A 15-year strategy to ensure uninterrupted water resources services in Santa Clara County.

# Priority A: Ensure a Safe, Reliable Water Supply

8


- **A1** - Main Avenue and Madrone Pipelines Restoration
- **A2** – Safe, Clean Water Partnerships and Grants
- **A3** - Pipeline Reliability Project





# Priority B: Reduce Toxins, Hazards and Contaminants in our Waterways

- **B1** - Impaired Water Bodies Improvement
- **B2** - Inter Agency Urban Runoff Program
- **B3** - Pollution Prevention Partnerships and Grants
- **B4** - Good Neighbor Program: Encampment Cleanup



# Priority B: Reduce Toxins, Hazards and Contaminants in our Waterways

10

- **B5** - Hazardous Materials Management and Response
- **B6** - Good Neighbor Program: Remove Graffiti and Litter
- **B7** - Support Volunteer Clean up Efforts and Education



valleywater.org

# Priority C: Protect our Water Supply from Earthquakes and Natural Disasters

11

- **C1** - Anderson Dam Seismic Retrofit
- **C2** - Emergency Response Upgrades





# Priority D: Restore Wildlife Habitat and Provide Open space

12


- **D1-** Management of Revegetation Projects
- **D2** - Revitalize Stream, upland and Wetland Habitat
- **D3** - Grants and Partnerships to Restore Wildlife Habitat and Provide Access to Trails





# Priority D: Restore Wildlife Habitat and Provide Open space

- **D4** – Fish Habitat and Passage Improvement
- **D5** - Ecological Data Collection and Analysis
- **D6** - Creek Restoration and Stabilization
- **D7** - Partnerships for the Conservation of Habitat Lands
- **D8** - South Bay Salt Pond Restoration



# Priority E: Provide Flood Protection to Homes, Businesses, Schools & Highways

14


- **E1** - Vegetation Control and Sediment Removal for Flood Protection
- **E2** - Emergency Response Planning
- **E3** - Flood Risk Reduction Studies
- **E4** - Upper Penitencia Creek Flood Protection



# Priority E: Provide Flood Protection to Homes, Businesses, Schools & Highways

15

- **E5** - San Francisquito Creek Flood Protection
- **E6** - Upper Llagas Creek Flood Protection
- **E7** - San Francisco Bay Shoreline Study- Shoreline
- **E8** - Upper Guadalupe River Flood Protection




# Other Clean, Safe Creeks Flood Protection Projects and Grants

16

## Flood Protection Projects:

- Permanente Creek
- Sunnyvale E/W Channels
- Berryessa Creek
- Calabazas Creek
- Coyote Creek

## Clean, Safe Creeks Grants





# Change control process

Types of Changes	Adjustments	Modifications
Text	Edits to text for correction of grammatical errors, information/ data updates and overall readability	Changes to a project KPIs
Schedule	Adjustments to project schedules provided in the original Program	
Funding	Fiscal year budget adjustments and increases to project funding allocations that do not impact any project deliverables in the Program	Increases to project funding allocations that impact the KPIs of any project in the Program

# Independent Monitoring Committee (IMC)

18

- Analyze Valley Water's annual reports
- Produce annual reports with recommendations
- Present recommendations to the Valley Water Board
- Staff brings to the Board responses to the IMC recommendations and receives direction

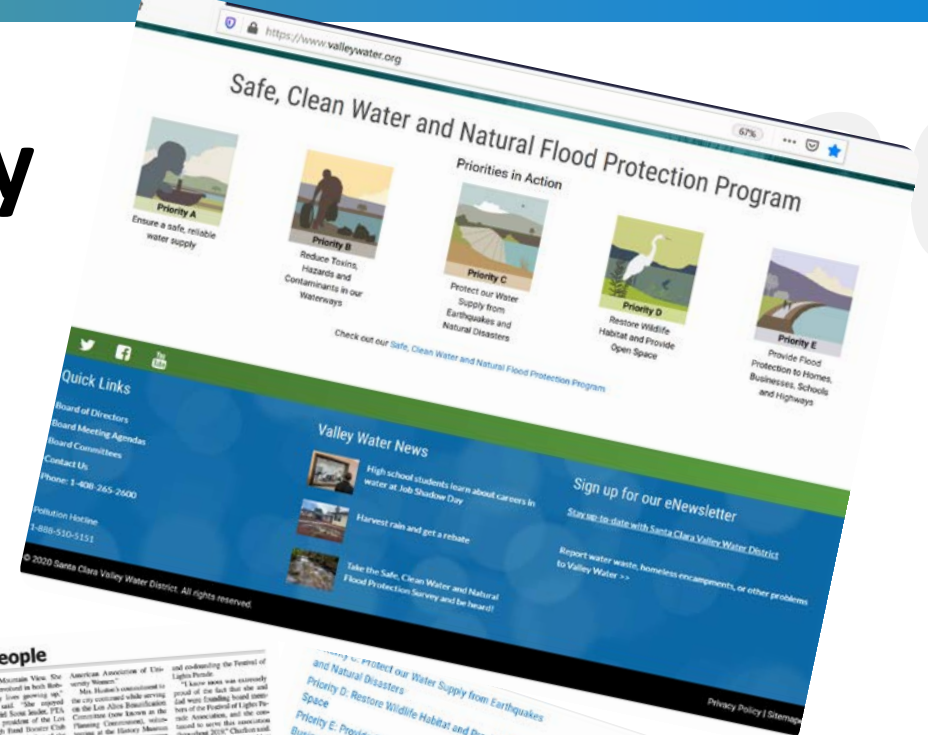


# Program reporting cycle



# Accessibility and transparency

- Open public meeting
- Website: [www.valleywater.org](https://www.valleywater.org)
- Project updates
- Reports and documents archive
  - Annual Reports
  - 5-Year Implementation Plans
  - IMC Reports
  - Independent Audits
  - Board approved adjustments and modifications





# QUESTIONS





# Valley Water

Clean Water • Healthy Environment • Flood Protection